

Fun Review Game
for Any Subject Area

Easter Egg Showdown

Laura Candler



Easter Egg Showdown

Created by Laura Candler



Easter Egg Showdown is a cooperative learning review game that can be used in almost any subject area. Problems or questions are placed inside of plastic eggs. Students working in teams take turns choosing eggs and reading the problem or question aloud for everyone to answer.

Materials per Team: 1 basket or egg carton, a dozen plastic eggs, 12 slips of paper with questions or problems, individual dry erase boards and markers, calculator or answer key (optional)

Advanced Preparation: Decide on the topic of the review lesson and write 12 problems or review questions that each have a single correct answer. Two sets of free activity cards are provided on pages 5 and 6, and you can also create your own using the template on page 7. Insert each activity card into a plastic egg, and place all 12 eggs in a basket, bowl, or egg carton before starting the activity. **Time-saving tip:** Use task cards with problems or questions from other teaching resources such as the ones shown at the bottom of this page.

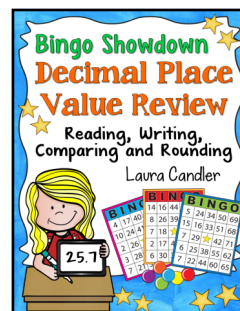


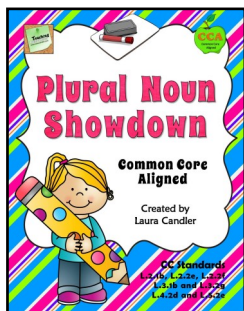
Easter Bunny or Leader? There are 2 sets of game directions; choose the one with the wording most appropriate for your students. The directions on page 3 refer to the leader as the “Easter Bunny.” The directions on page 4 are exactly the same but refer to this role as the “Leader.”

Tips for Using Easter Egg Showdown:

1. **Model the Activity** - Display the activity directions and ask a few volunteers to play with you as you model the activity for the class.
2. **Teams Play** - Divide your students into teams of 3 or 4 and assign the first leader on each team. Monitor their progress as they work, answering questions as needed. Be sure students are working out the problems without talking during step 3.
3. **Sponge Activity** - To soak up extra time if some teams finish early, challenge them to make up their own problems to put inside the eggs.

Where to Find Ready-to-Use Activity Cards

Many of my teaching resources include printable activity cards that would work well with Easter Egg Showdown. Click the product covers below to preview these resources on TpT.



Easter Egg Showdown

Materials:

- ◆ Dry Erase Boards & Markers
- ◆ Basket or Egg Carton
- ◆ Problem or Question Eggs
- ◆ Calculator (for math)



Directions:

1. Sit in teams of 3 or 4 students with the basket or carton of eggs in the middle of the team. You will take turns being the Easter Bunny during the activity.
2. The first Easter Bunny chooses an egg and opens it. He or she reads the problem or question aloud.
3. Everyone including the Easter Bunny solves the problem or answers the question on his or her own dry erase board without talking. (Place boards face down when finished.)
4. The Easter Bunny says “Showdown!”
5. Flip boards face up and compare answers. Discuss answers that are different and decide on the correct answer.
6. If you can’t agree, try to find the correct answer by using an outside source such a calculator, an answer key, a reference book, or class notes. As a last resort, ask the teacher.
7. The Easter Bunny sets the egg aside and the person on his or her right becomes the new Easter Bunny. Follow steps 1 through 6 until time runs out.



Easter Egg Showdown



Materials:

- ◆ Dry Erase Boards & Markers
- ◆ Egg Carton with Problem or Question Eggs
- ◆ Calculator (for math)

Directions:

1. Sit in teams of 3 or 4 students with the carton of plastic eggs in the middle of the team. You will take turns being the Leader during the activity.
2. The first Leader chooses an egg and opens it. He or she reads the problem or question aloud.
3. Everyone including the Leader solves the problem or answers the question on his or her own dry erase board without talking. (Place boards face down when finished.)
4. The Leader says "Showdown!"
5. Flip boards face up and compare answers. Discuss answers that are different and decide on the correct answer.
6. If you can't agree, try to find the correct answer by using an outside source such a calculator, an answer key, a reference book, or class notes. As a last resort, ask the teacher.
7. The Leader sets the egg aside and the person on his or her right becomes the new Leader. Follow steps 1 through 6 until time runs out.



Subject/Predicate Showdown

Write the simple subject and the simple predicate for each sentence.

The hungry cat chased the mouse across the field.

Tom's brother mowed the lawn on Saturday morning.

Sara is my best friend.

The red and yellow leaves floated to the ground.

We picked sweet, delicious strawberries.

Four little ducklings waddled behind their mother.

Colorful fireworks burst across the night sky.

Ocean waves crashed upon the sandy beach.

The man on the bike zoomed down the hill.

He loves to read.

Those oranges are juicy and cold.

She sang three songs during the school play.

Division Showdown

$$3 \overline{)48}$$

$$4 \overline{)96}$$

$$6 \overline{)474}$$

$$5 \overline{)459}$$

$$2 \overline{)123}$$

$$3 \overline{)87}$$

$$5 \overline{)628}$$

$$4 \overline{)245}$$

$$7 \overline{)372}$$





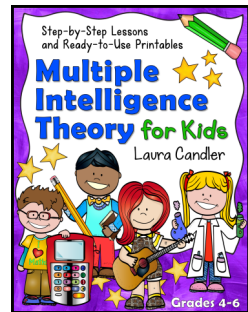

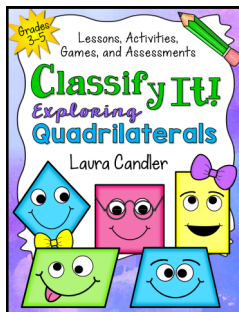


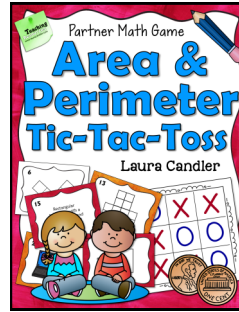
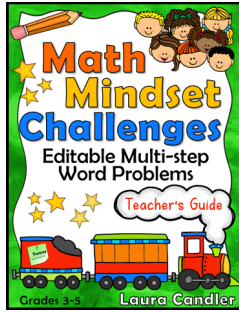
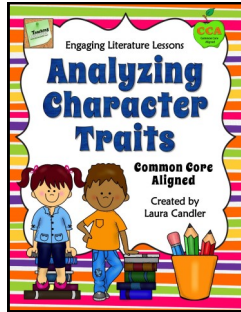
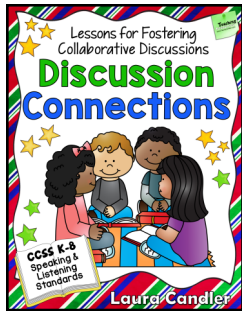
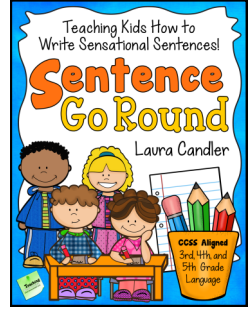
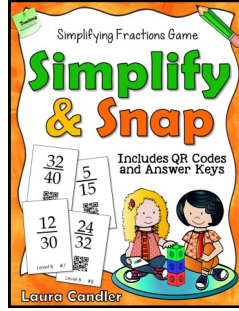


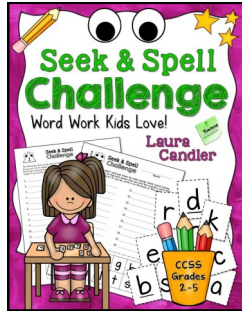
$$5 \overline{)784}$$

$$2 \overline{)948}$$

$$3 \overline{)625}$$

Showdown Task Cards

More Teaching Resources You'll Love! Click each product to find it in [my TpT store](#).



I hope you enjoy Easter Egg Showdown! Because this resource is free, you may share it with others as long as you keep the packet intact with the copyright visible on each page. Also, you may not upload it to your own site or store as a free or paid product, and you may not include it as a part of another resource. To share this freebie with others, please link to it on my website, [LauraCandler.com](#), or in [my TpT store](#). Thanks! ~ Laura Candler



For more teaching resources, sign up for my [Candler's Classroom Connections](#) newsletter. I'll send you teaching tips, articles, and freebies directly to your inbox. Subscribers get access to *Laura's Best Freebies*, a private page on my site with dozens of my best free resources.

Artwork Credits

Digital Classroom Clipart www.digitalclassroomclipart.com

Kate Hadfield Designs www.teacherspayteachers.com/Store/Kate-Hadfield-Designs

