



Free!

Upper Elementary
Printables and Activities
to Foster Critical Thinking



The Great Chicago Fire



Laura Candler's Teaching Resources

The Great Chicago Fire

Upper Elementary Resources
from Laura Candler




The Great Chicago Fire: Upper Elementary Resources is collection of free printables and lesson ideas for teaching kids about the devastating Chicago fire in 1871. Why teach kids about this disaster? There are many lessons to be learned from studying events from our nation's history, including the reasons for the fire and the fact that modern day fire prevention laws and practices have changed as a result of this event. It's also a great way to integrate fire prevention lessons into your social studies and reading curriculums.

As of today, October 8, 2016, this freebie is not complete. However, October is Fire Prevention Month, and tomorrow starts Fire Prevention Week, so I wanted to make the resources available to teachers as soon as possible. I'm still adding printables, so please return in a few days to see if anything new has been added.

Great Chicago Fire Resources Referenced

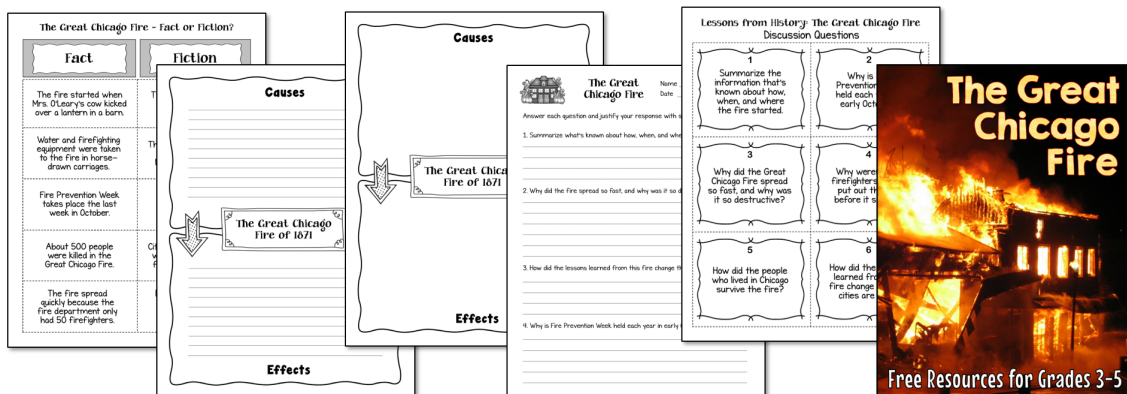
I created these printables and activities to be used with a free video from the National Fire Protection Association and two children's books from Scholastic. Click the titles below to find links to where you can view or purchase these items online.

- [Lessons from History: The Great Chicago Fire](#) (Video)
- [I Survived the Great Chicago Fire, 1871](#) by Lauren Tarshis (Historical Fiction Chapter Book)
- [The Great Fire](#) by Jim Murphy (Non-fiction Book)



Where are the Activity Directions?

I will add the activity directions to this packet when I've finished creating all the printables. In the meantime, I'm adding the directions for each printable to a blog post called *The Great Chicago Fire* on Corkboard Connections. [Click HERE to find that article.](#)



The Great Chicago Fire - Fact or Fiction?

Fact

The fire started when Mrs. O'Leary's cow kicked over a lantern in a barn.

Water and firefighting equipment were taken to the fire in horse-drawn carriages.

Fire Prevention Week takes place the last week in October.

About 500 people were killed in the Great Chicago Fire.

The fire spread quickly because the fire department only had 50 firefighters.

Fiction

The Great Chicago Fire started on Sunday, October 9, 1871.

The fire burned an area of Chicago 10 miles long and 1 mile wide.

People escaped the fire by jumping into Lake Michigan.

Cities are now built with wider streets to keep fires from spreading.

Before the fire, just about everything was made of wood, including sidewalks.

Causes



The Great Chicago
Fire of 1871

Effects

Causes



**The Great Chicago
Fire of 1871**

Effects

Lessons from History: The Great Chicago Fire

Discussion Questions

1

Summarize the information that's known about how, when, and where the fire started.

2

Why is Fire Prevention Week held each year in early October?

3

Why did the Great Chicago Fire spread so fast, and why was it so destructive?

4

Why weren't the firefighters able to put out the fire before it spread?

5

How did the people who lived in Chicago survive the fire?

6

How did the lessons learned from this fire change the way cities are built?



The Great Chicago Fire

Name _____

Date _____

Answer each question and justify your response with specific details.









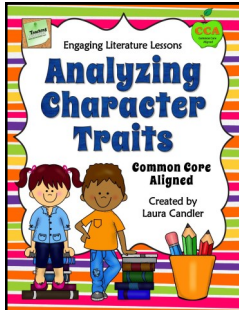
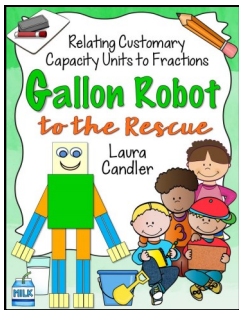
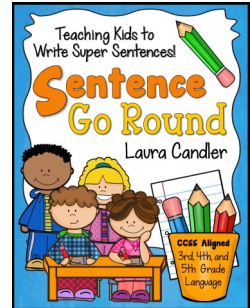
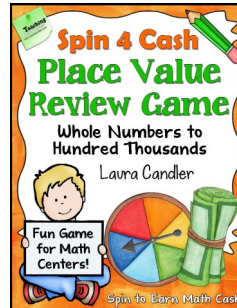

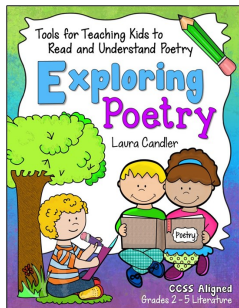
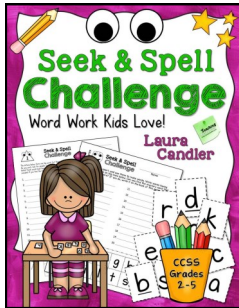
1. Summarize what's known about how, when, and where the fire started.

2. Why did the fire spread so fast, and why was it so destructive?

3. How did the lessons learned from this fire change the way cities are built?

4. Why is Fire Prevention Week held each year in early October?

More Teaching Resources from Laura Candler! Click each item below to find it in [my TpT store](#).



Copyright and Permission Info

I hope you enjoy this freebie! Because this resource is free, you may share it with others as long as you keep the packet intact with the copyright visible on each page. Also, you may not upload it to your own site or store as a free or paid product, and you may not include it as a part of another resource. To share this freebie with others, please link to it on my website or in my TpT store. Thanks!

I love creating resources for teachers, and hope you enjoyed this one! For more great resources, click [here](#) to subscribe to my email list. You'll receive exclusive free content, information about new products, and special offers not available anywhere else! Subscribers also get access to **Laura's Best Freebies**, a private page with dozens of my very best free resources organized into categories. Click the icons below to check out my other resources and connect with me on social media. Thanks for being the kind of teacher who cares enough to seek the very best teaching resources for your students!



Laura Candler



Artwork Credits

Digital Classroom Clipart www.digitalclassroomclipart.com

Educlips www.teacherspayteachers.com/Store/Educlips