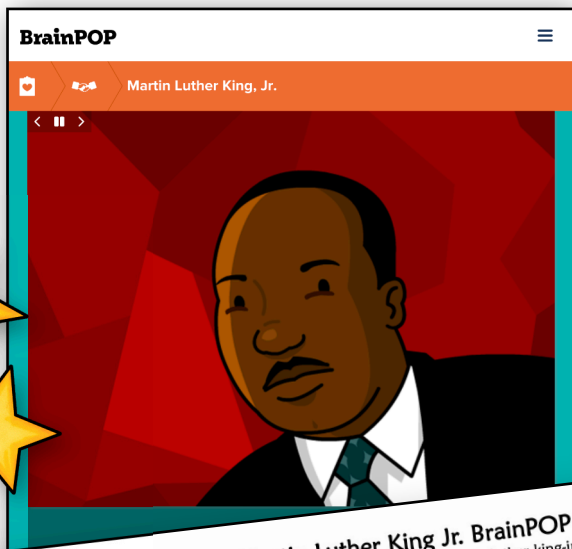


Honoring Dr. Martin Luther King, Jr.

Free BrainPOP Video
& Activities



Dr. Martin Luther King Jr. BrainPOP Video


Civil Rights Vocabulary

Directions: First watch the BrainPOP.com video about Dr. Martin Luther King Jr. Then, read the sentences and choose the correct term from the word bank. Finally, write the correct term in the blank space.

- I enjoy listening to our mayor because she speaks so _____ when she speaks.
- In the 1950's it was legal to _____ schools.
- Some people _____ companies that pollute the environment by refusing to buy their products.
- Dr. King fought for _____ basic rights for all Americans.
- Today's guest speaker had very _____ views about how to solve our country's economic problems.
- The _____ preached a sermon Sunday morning.
- Many organizations work to protect our _____ so that they are treated fairly under the law.
- When the Senate takes a vote, _____ is expected to give the speech.
- The entire nation grieved after the _____ of Dr. King.
- Animal rights activists organized a _____ at the pet store and gathered outside waving signs.

Word Bank:
 assassin
 boycott
 civil rights
 eloquent
 liberal
 overturn
 pastor
 protest
 segregate
 universal

Bonus: Write your own sentence using at least two of the terms in the word bank. You may use other forms of the words.



Dr. Martin Luther King Jr. BrainPOP Video
www.brainpop.com/topic/martin-luther-king-jr

Know-Wonder-Learned Chart

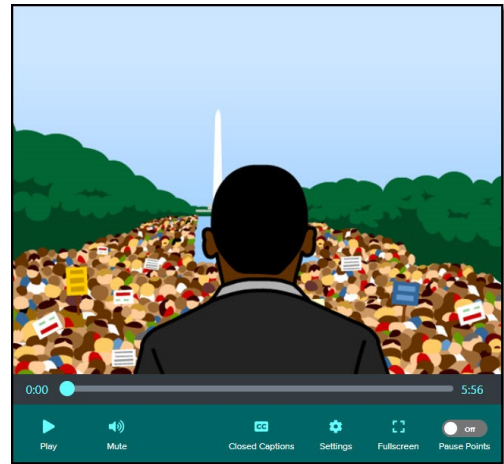
KNOW	Wonder	Learn
What do you already know about Dr. Martin Luther King, Jr.?	What questions to you have about Dr. Martin Luther King, Jr.?	What did you learn about Dr. Martin Luther King, Jr.?

Laura Candler

Dr. Martin Luther King, Jr.

Free Video Resources

Created by Laura Candler



Video from BrainPOP.com

Dr. Martin Luther King, Jr. Video Resources is a packet of teaching strategies and printables created to supplement a short video with related resources from BrainPOP.com*. BrainPOP offers hundreds of educational videos that feature the cartoon characters Tim and Moby. Most videos require a paid subscription, but the one titled “Dr. Martin Luther King, Jr.” is sometimes available for free. If it’s not free, you may have to sign up for a free trial to watch it and get access to their additional resources. The video also appears to be available on YouTube, but that may change. Take a moment to watch the video before looking through the teaching strategies in this packet. Be sure to take a look at the quiz and related activities on their site if you are able to access those resources.

Dr. Martin Luther King Jr. Video and Resources on BrainPOP

--> <https://www.brainpop.com/topic/martin-luther-king-jr/>

YouTube Link to Video Only

--> <https://www.youtube.com/watch?v=p1dlQo3cVBI>

MLK Resources on BrainPOP (on BrainPOP.com website)

- Animated Video (6 minutes)
- Video Transcript
- Multiple Choice Quizzes
- Vocabulary Activities
- Leveled Reading Activities

Free Video-related Printables from Teaching Resources

- Sequencing Cards
- Discussion Question Cards
- Vocabulary Words and Definition Cards
- Civil Rights Vocabulary Worksheet
- Civil Rights Vocabulary Class Practice

Dr. Martin Luther King Jr. BrainPOP Video
<https://brainpop.com/topic/martin-luther-king-jr/>

Know-Wonder-Learned Chart

KNOW	Wonder	Learned
What do you already know about Dr. Martin Luther King, Jr.?	What questions do you have about Dr. Martin Luther King, Jr.?	What did you learn from the video about Dr. Martin Luther King, Jr.?

Dr. Martin Luther King Jr. BrainPOP Video
<https://brainpop.com/topic/martin-luther-king-jr/>

Sequencing Events

Directions: Watch the video or conduct research to find out the year of each event below. Then write in the blank, cut out the cards, and arrange them in the order that they happened.

<p>Moved to Montgomery, Alabama with his wife Coretta</p> <p style="text-align: center;">Year _____</p>	<p>Assassinated in Memphis, Tennessee by James Earl Ray</p> <p style="text-align: center;">Year _____</p>
<p>Lead the March on Washington and delivered "I Have a Dream" Speech</p> <p style="text-align: center;">Year _____</p>	<p>Organized a bus boycott after Rosa Parks was arrested</p> <p style="text-align: center;">Year _____</p>
<p>Born in Atlanta, Georgia</p> <p style="text-align: center;">Year _____</p>	<p>Awarded the Nobel Peace Prize</p> <p style="text-align: center;">Year _____</p>

Dr. Martin Luther King Jr. BrainPOP Video
<https://brainpop.com/topic/martin-luther-king-jr/>

Civil Rights Vocabulary Practice

Directions: Find words in the BrainPOP.com video about Dr. Martin Luther King, Jr. located at <https://brainpop.com/topic/martin-luther-king-jr/>. Then read each sentence and fill in the blank with the correct term from the word bank. Practice by the space lines.

I enjoy listening to our mayor because she is so _____ when she speaks.

In the 1950's it was legal to _____ schools.

Some people _____ companies that pollute the environment by refusing to buy their products.

Dr. King fought for _____ bank rights for all Americans.

Today's great speaker had very _____ views about how to solve our country's economic problems.

The _____ preached a sermon Sunday morning.

Many organizations work to protect our _____ so that all citizens are treated fairly under the law.

When the Senate takes a vote, they are expected to _____ the bill that was signed last year.

The entire nation grieved after the _____ of its leader.

Animal rights activists organized a _____ against the pet store and gathered outside waving signs.

Bonus: Write your own sentence using at least two of the terms in the word bank. You may use other forms of the word if needed.

Common Core Alignment Grades 3 - 6

The activities in this resource are aligned with several Common Core Standards for Informational Text and Speaking and Listening in grades 3 through 6. Refer to page 14 for a complete list of the standards addressed.

*My free teaching resources for this video were created with permission from BrainPOP.com. Be sure to take a look at all the wonderful resources this site has to offer!

Teaching Suggestions for Dr. Martin Luther King, Jr. BrainPOP Video

www.brainpop.com/topic/martin-luther-king-jr/

Many of the activities below assume the students are working in teams, but you can easily adapt the suggestions to guided group work, learning centers, or individual practice. If you use all of the activities, you can expect to spend two or three days on this mini-unit. The free BrainPOP video and resources are located at the link above and the remaining printables and resources are in this packet.

Prior to Showing the Video

1. **KWL Chart** - Locate the Know-Wonder-Learned Chart on page 5. You can print this for each student or use it as a recording chart for a class activity. Begin by telling your students that you're going to show them a short video about Dr. Martin Luther King, Jr. Ask them what they already know about Dr. King and add their ideas to the first column. Then ask them what they want to know about those topics and add them to the chart.
2. **Vocabulary Matching Activity** - Some vocabulary terms used in the video are quite challenging so you may want to introduce the terms before your students watch it. A fun way to introduce the words is to give each team one page of vocabulary cards (page 6) and one page of definitions (page 7). Ask them to spread all the cards out in the middle of the team and take turns matching a word card to its corresponding definition. At this point they will be guessing, but the activity will make them think about the word meanings. After each team has finished, review the correct answers with them.

Dr. Martin Luther King Jr. BrainPOP Video
www.brainpop.com/topic/martin-luther-king-jr/
Know-Wonder-Learned Chart

KNOW What do you already know about Dr. Martin Luther King, Jr.?	Wonder What questions to you have about Dr. Martin Luther King, Jr.?	Learned What did you learn from the video about Dr. Martin Luther King, Jr.?

Dr. Martin Luther King Jr. BrainPOP Video
www.brainpop.com/topic/martin-luther-king-jr/
Vocabulary Cards

universal	segregate
pastor	liberal
boycott	civil rights
eloquent	overturn
assassination	protest

During the Video

The video is only 6 minutes long so you may want to let students watch the entire video once through without stopping to discuss words or concepts. Then use one of the activities below.

1. **Sequencing Events** - Give each pair one set of Sequencing Events cards on page 8. Have them cut the six cards apart and spread them out between them. As they watch the video, ask them to listen for those events and write the year of the event on the card.
2. **Stop and Summarize** - The video presents a lot of information very quickly, so I recommend pausing it at least once every minute. Ask student volunteers to summarize the important events and ideas and clear up any points of confusion.

Dr. Martin Luther King Jr. BrainPOP Video
www.brainpop.com/topic/martin-luther-king-jr/
Sequencing Events

Directions: Watch the video or conduct research to find out the year of each event below. Then write in the dates, cut out the cards, and arrange them in the order that they happened.

Moved to Montgomery, Alabama with his wife Coretta Year _____	Assassinated in Memphis, Tennessee by James Earl Ray Year _____
Lead the March on Washington and delivered "I Have a Dream" Speech Year _____	Organized a bus boycott after Rosa Parks was arrested Year _____
Born in Atlanta, Georgia Year _____	Awarded the Nobel Peace Prize Year _____

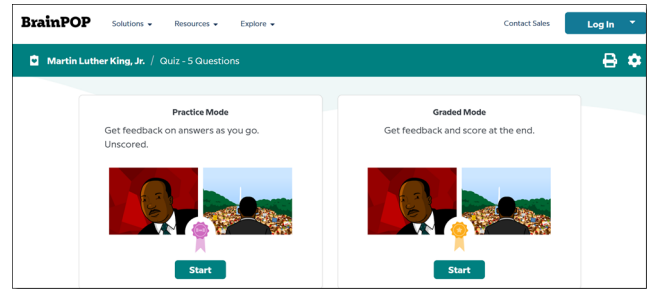
After the Video

1. **Complete KWL Chart** - After watching the movie, ask your students to help you add information about what they learned to the last column on the KWL chart.
2. **Multiple Choice Quiz** - Immediately after completing the KWL chart, you can have your students take the grade-level appropriate online BrainPOP practice or quiz together as a class. Some of the quizzes are quite challenging, so I don't recommend giving it to students individually until you have worked through it as a class. In fact, I recommend you take the quiz yourself first to


Teaching Suggestions for MLK BrainPOP Video (Continued)

www.brainpop.com/topic/martin-luther-king-jr/


make sure you choose the appropriate level. To keep your students actively engaged, have them respond by writing the letter of the correct answer on dry erase boards to show you or by using sign language hand signals for the corresponding letters of the alphabet.



3. **Civil Rights Vocabulary Sentence Practice** - To make sure your students understand how to use the vocabulary correctly, have them practice using the words in sentences. Choose between the worksheet on page 9 or the two-page version on pages 11 and 12 that can be displayed on an interactive whiteboard. If you use the worksheet, you might want to allow students to work with a partner and take turn filling in the blanks. You'll find an answer key on page 10.



4. **Vocabulary Concentration** - Students can use the vocabulary and definition cards to play the traditional game known as Memory or Concentration. Each team or pair mixes up all 20 cards and places them face down in four rows of five cards. Then they take turns flipping over two cards, trying to find a match. If they find matching cards, they keep the cards and take another turn. If the cards don't match, they place them back down and the next player takes a turn. Play continues until all cards have been used.




5. **Discussion Question Cards** - To engage students in higher level thinking, use the Discussion Question Cards on page 13 as prompts for a whole-group or cooperative learning activity.

- **Whole Group Think-Pair-Share Discussions:** Pair students with a partner and call out one of the questions. Ask students to think about their own answers, and then pair with a partner to discuss them. Next, call on individual students to share what they and their partner discussed.
- **Small Group Team Discussions:** Give each team one set of cards to place face down in the center of the team. The first person flips over the top card, reads it aloud, and gives think time. Then starting to the left of the question reader, students take turns responding and sharing ideas.



6. **Journal Writing** - As a culminating activity, ask students to write journal reflection entries. Allow them to choose a discussion card question or create their own journal prompt.





Dr. Martin Luther King Jr. BrainPOP Video

www.brainpop.com/topic/martin-luther-king-jr

Know-Wonder-Learned Chart

KNOW What do you already know about Dr. Martin Luther King, Jr.?	Wonder What questions to you have about Dr. Martin Luther King, Jr.?	Learned What did you learn from the video about Dr. Martin Luther King, Jr.?

Dr. Martin Luther King Jr. BrainPOP Video

www.brainpop.com/topic/martin-luther-king-jr

Vocabulary Cards

universal	segregate
pastor	liberal
boycott	civil rights
eloquent	overturn
assassination	protest

Dr. Martin Luther King Jr. BrainPOP Video

www.brainpop.com/topic/martin-luther-king-jr

Definition Cards

common to all members of a group or set	to separate by race or religion
a person who conducts religious worship	in favor of change, reform, and progress
to refuse to do business with an organization	the rights to full legal, social, and economic equality
the ability to express oneself clearly and powerfully	to reverse or cancel a ruling or decision
the killing of a public figure by a surprise attack	to make a strong objection to something

Dr. Martin Luther King Jr. BrainPOP Video

www.brainpop.com/topic/martin-luther-king-jr/



Sequencing Events



Directions: Watch the video or conduct research to find out the year of each event below. Then write in the dates, cut out the cards, and arrange them in the order that they happened.

Moved to Montgomery,
Alabama with his wife
Coretta

Year

Assassinated in Memphis,
Tennessee by James
Earl Ray

Year

Lead the March on
Washington and delivered
“I Have a Dream” Speech

Year

Organized a bus boycott
after Rosa Parks
was arrested

Year

Born in
Atlanta, Georgia

Year

Awarded the
Nobel Peace Prize

Year

Civil Rights Vocabulary Practice

Directions: First watch the BrainPOP.com video about Dr. Martin Luther King, Jr. located at www.brainpop.com/topic/martin-luther-king-jr. Then read each sentence and fill in the blank with the correct term from the word bank. Finally, try the bonus item.

1. I enjoy listening to our mayor because she is so _____ when she speaks.
2. In the 1950's it was legal to _____ schools.
3. Some people _____ companies that pollute the environment by refusing to buy their products.
4. Dr. King fought for _____ basic rights for all Americans.
5. Today's guest speaker had very _____ views about how to solve our country's economic problems.
6. The _____ preached a sermon Sunday morning.
7. Many organizations work to protect our _____ so that all citizens are treated fairly under the law.
8. When the Senate takes a vote , they are expected to _____ the bill that was signed last year.
9. The entire nation grieved after the _____ of its leader.
10. Animal rights activists organized a _____ against the pet store and gathered outside waving signs.

assassination
 boycott
 civil rights
 eloquent
 liberal
 overturn
 pastor
 protest
 segregate
 universal

Bonus: Write your own sentence using at least two of the terms in the word bank. You may use other forms of the word if needed.



Civil Rights Vocabulary Practice Answer Key

Directions: First watch the BrainPOP.com video about Dr. Martin Luther King, Jr. located at www.brainpop.com/topic/martin-luther-king-jr. Then read each sentence and fill in the blank with the correct term from the word bank. Finally, try the bonus item.

1. I enjoy listening to our mayor because she is so eloquent when she speaks.
2. In the 1950's it was legal to segregate schools.
3. Some people boycott companies that pollute the environment by refusing to buy their products.
4. Dr. King fought for universal basic rights for all Americans.
5. Today's guest speaker had very liberal views about how to solve our country's economic problems.
6. The pastor preached a sermon Sunday morning.
7. Many organizations work to protect our civil rights so that all citizens are treated fairly under the law.
8. When the Senate takes a vote, they are expected to overturn the bill that was signed last year.
9. The entire nation grieved after the assassination of its leader.
10. Animal rights activists organized a protest against the pet store and gathered outside waving signs.

assassination
boycott
civil rights
eloquent
liberal
overturn
pastor
protest
segregate
universal

Bonus: Write your own sentence using at least two of the terms in the word bank. You may use other forms of the word if needed.

Dr. Martin Luther King, Jr. speaks eloquently about the importance of civil rights.



Civil Rights Vocabulary Practice (1-5)

1. I enjoy listening to our mayor because she is so _____ when she speaks.
2. In the 1950's it was legal to _____ schools.
3. Some people _____ companies that pollute the environment by refusing to buy their products.
4. Dr. King fought for _____ basic rights for all Americans.
5. Today's guest speaker had very _____ views about how to solve our country's economic problems.

assassination
boycott
civil rights
eloquent
liberal
overturn
pastor
protest
segregate
universal

Civil Rights Vocabulary Practice (6-10)

6. The _____ preached a sermon
Sunday morning.
7. Many organizations work to protect our _____
so that all citizens are treated fairly under the law.
8. When the Senate takes a vote , they are expected to
_____ the bill that was signed last year.
9. The entire nation grieved after the _____
of its leader.
10. Animal rights activists organized a _____
against the pet store and gathered outside waving signs.

assassination
boycott
civil rights
eloquent
liberal
overturn
pastor
protest
segregate
universal

Discussion Question Cards



Directions: Watch the free BrainPop.com video on Dr. Martin Luther King Jr. Then cut apart these cards, shuffle them, stack them face down, and discuss the questions with a partner or a team.

What were the Jim Crow laws and how did they impact life in America?

Why did Dr. King organize the bus boycott, and what impact did it have on the civil rights movement?


In your opinion, what personal qualities made Dr. King such an effective leader?

What was Dr. King's dream for America? If he were alive today, do you think he would feel that his dream had been realized?

Dr. King was assassinated at age 39. Do you think life in America would be different if he had lived a full life? Why or why not?

Why do you think Dr. King was awarded the Nobel Peace Prize?

Common Core Aligned Grade 3 - 6 Standards



Informational Text and Speaking & Listening Standards Addressed


- CCSS.ELA-Literacy.RI.3.3 - Describe the relationship between a series of historical events, scientific ideas or concepts, or steps in technical procedures in a text, using language that pertains to time, sequence, and cause/effect.
- CCSS.ELA-LITERACY.RI.3.4 - Determine the meaning of general academic and domain-specific words and phrases in a text relevant to a grade 3 topic or subject area.
- CCSS.ELA-Literacy.RI.3.7 - Use information gained from illustrations (e.g., maps, photographs) and the words in a text to demonstrate understanding of the text (e.g., where, when, why, and how key events occur).
- CCSS.ELA-LITERACY.SL.3.1.C - Ask questions to check understanding of information presented, stay on topic, and link their comments to the remarks of others.
- CCSS.ELA-LITERACY.SL.3.1.D - Explain their own ideas and understanding in light of the discussion.
- CCSS.ELA-Literacy.RI.4.3 - Explain events, procedures, ideas, or concepts in a historical, scientific, or technical text, including what happened and why, based on specific information in the text.
- CCSS.ELA-Literacy.RI.4.4 - Determine the meaning of general academic and domain-specific words or phrases in a text relevant to a grade 4 topic or subject area.
- CCSS.ELA-LITERACY.SL.4.1.D - Review the key ideas expressed and explain their own ideas and understanding in light of the discussion.
- CCSS.ELA-LITERACY.SL.4.2 - Paraphrase portions of a text read aloud or information presented in diverse media and formats, including visually, quantitatively, and orally.
- CCSS.ELA-Literacy.RI.5.3 - Explain the relationships or interactions between two or more individuals, events, ideas, or concepts in a historical, scientific, or technical text based on specific information in the text.
- CCSS.ELA-Literacy.RI.5.4 - Determine the meaning of general academic and domain-specific words and phrases in a text relevant to a grade 5 topic or subject area.
- CCSS.ELA-LITERACY.SL.5.1.D - Review the key ideas expressed and draw conclusions in light of information and knowledge gained from the discussions.
- CCSS.ELA-Literacy.RI.6.4 - Determine the meaning of words and phrases as they are used in a text, including figurative, connotative, and technical meanings.
- CCSS.ELA-Literacy.SL.6.2 - Interpret information presented in diverse media and formats (e.g., visually, quantitatively, orally) and explain how it contributes to a topic, text, or issue under study.
- CCSS.ELA-LITERACY.SL.6.4 - Present claims and findings, sequencing ideas logically and using pertinent descriptions, facts, and details to accentuate main ideas or themes; use appropriate eye contact, adequate volume, and clear pronunciation.

If you found the activities in this freebie to be helpful, please rate and review [Honoring Dr. Martin Luther King Jr.](#) on TpT. Thanks so much!

Seasonal Activities Bundle

Honoring Dr. Martin Luther King Jr. is similar to the activities in my upper elementary [Seasonal and Holiday Activities Bundle](#). Be sure to check out all eight monthly packs in the Seasonal Activities Bundle. If you like them all, you'll save 40% by purchasing the bundle!

[Click here to find it in my TpT store.](#)



More FREE Resources from Laura Candler!

For more free resources, sign up for [Candler's Classroom Connections](#). Subscribers get access to a Free Resource Library, a private page with dozens of free resources.



I hope you enjoy this freebie! Because this resource is free, you may share it with others as long as you keep the packet intact with the copyright visible on each page. Please don't upload it to your own site or store as a free or paid product, and do not include it as a part of a paid product. To share this freebie, please link to it in [my TpT store](#). Thanks! ~ Laura Candler



Clipart Credits

Digital Classroom Clipart www.digitalclassroomclipart.com

The Study Treehouse - <https://www.teacherspayteachers.com/store/the-study-treehouse>