


Sorting Activity

Weathering, Erosion, or Deposition?

By Laura Candler



Weathering, Erosion, or Deposition?



Group Size: Pairs or Teams


Materials:

Weathering, Erosion, and Deposition definitions
Weathering, Erosion, and Deposition cards
Heading Cards and Answer Key

Directions

1. Review and discuss the meanings of weathering, erosion, and deposition. How are they alike and different?
2. Cut apart the three Weathering, Erosion, and Deposition heading cards with the arrows and the Answer Key. Turn the Answer Key face down and spread the heading cards out on a table in the middle of the team.
3. Cut apart the sixteen example cards. Shuffle the cards and place them face down in a pile.
4. One person flips over an example card and reads it aloud. He or she identifies the card as weathering, erosion, or deposition. If everyone agrees, the card is placed face up on the correct heading card, right under the arrow. If some team members don't agree, review the meanings of these three terms and think about which term best describes the example on the card.
5. The next person flips over another example card and follows the directions in Step 3. Continue taking turns until all example cards are placed below a heading card.
6. Turn over the answer key and check your answers.

Weathering, Erosion, or Deposition?



Group Size: Pairs or Teams

Materials:


Weathering, Erosion, and Deposition definitions
Weathering, Erosion, and Deposition cards
Heading Cards and Answer Key

Directions

1. Review and discuss the meanings of weathering, erosion, and deposition. How are they alike and different?
2. Cut apart the three Weathering, Erosion, and Deposition heading cards with the arrows and the Answer Key. Turn the Answer Key face down and spread the heading cards out on a table in the middle of the team.
3. Cut apart the sixteen example cards. Shuffle the cards and place them face down in a pile.
4. One person flips over an example card and reads it aloud. He or she identifies the card as weathering, erosion, or deposition. If everyone agrees, the card is placed face up on the correct heading card, right under the arrow. If some team members don't agree, review the meanings of these three terms and think about which term best describes the example on the card.
5. The next person flips over another example card and follows the directions in Step 3. Continue taking turns until all example cards are placed below a heading card.
6. Turn over the answer key and check your answers.


Weathering

The breaking down or disintegration of substances such as rocks and minerals by physical, chemical, or biological processes



Erosion

The movement of sediment or soil from one location to another by means of water, ice, or wind




Deposition

When particles carried by water, ice, or wind are deposited (dropped) in another location




Weathering

The breaking down or disintegration of substances such as rocks and minerals by physical, chemical, or biological processes



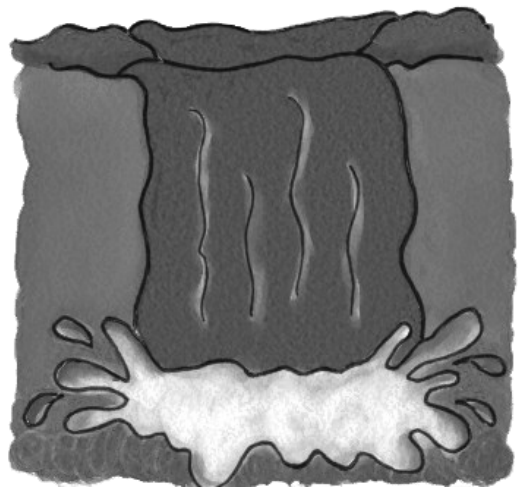
Erosion

The movement of sediment or soil from one location to another by means of water, ice, or wind



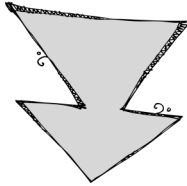
Deposition

When particles carried by water, ice, or wind are deposited (dropped) in another location

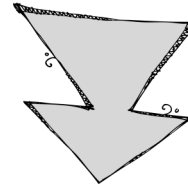


Header Cards and Answer Key

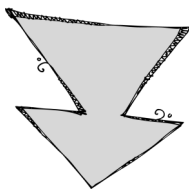
Weathering



Erosion



Deposition



Answer Key

Weathering
1, 7, 9, 11, 12, 14

Erosion
2, 4, 10, 13, 16

Deposition
3, 5, 6, 8, 15

Weathering, Erosion, or Deposition?

1

Flood water pounding against a canyon wall and wearing it down

2

Rain washing away soil from a hillside

3

Layers of sediment forming at the bottom of the ocean

4

A mudslide flowing down a steep hill

5

Glaciers dropping rock and sand to form terminal moraines

6

Waves dropping sand on the beach

7

Caves being formed by acid rain dissolving underground limestone

8

Deltas forming at the mouths of rivers

Weathering, Erosion, or Deposition?

9

Water getting into cracks, freezing, and breaking the rocks or pavement apart

10

Wind blowing sand from one location to another

11

Wind blasting sand at rock and carving out arches

12

Glaciers scraping rocks across the earth's surface

13

Muddy water being carried away by a fast-moving river

14

Rocks being made smooth by tumbling across a streambed

15

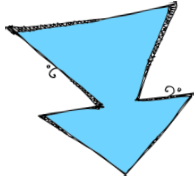
Ponds filling up with sediment and becoming marshes

16

Flood waters moving soil from one location to another

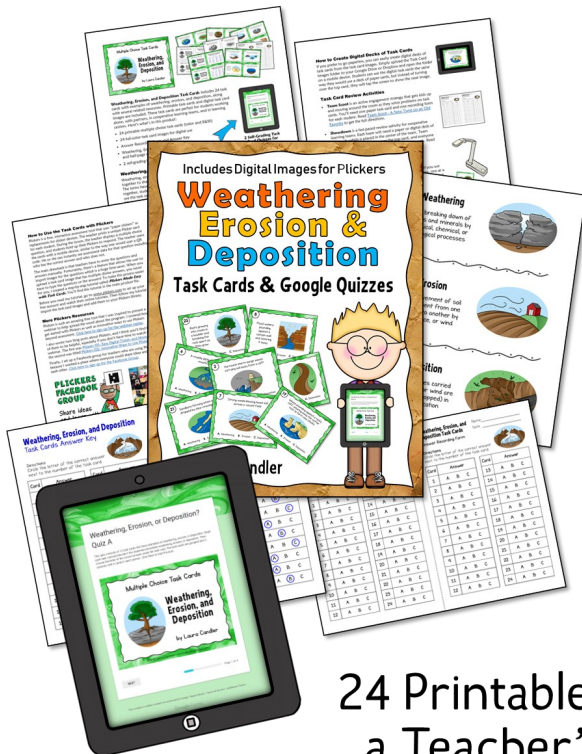
Copyright and Permission Information

Weathering, Erosion, or Deposition Sorting Activity is protected by copyright, but it's free so it may be shared with others as long as the packet is kept intact and it's not sold or included in another resource. My copyright information and www.lauracandler.com must appear on each page. If you refer to the activity online, please link to the freebie on my website or TpT store. Thanks! ~ Laura Candler



If you need more activities for this topic, check out [Weathering, Erosion, and Deposition Task Cards with Google Quizzes](#) below. To take a closer look at what's inside, click over to [my TpT store](#).

Weathering, Erosion, or Deposition?



24 Printable Task Cards & Task Card Images, a Teacher's Guide, and 2 Google Quizzes

Artwork Credits

Artifex www.teacherspayteachers.com/Store/Artifex

Pink Pueblo www.teacherspayteachers.com/Store/Pinkpueblo

KPM Doodles www.teacherspayteachers.com/Store/Kpm-Doodles

Mad Clips Factory www.teacherspayteachers.com/Store/Mad-Clips-Factory

Ginger Snaps Clip Art www.teacherspayteachers.com/Store/Ginger-Snaps-Clip-Art