

Grades 3-8



Free!

Bio Poems

Made Easy

Laura Candler



Bio Poems Made Easy

By Laura Candler



What are Bio Poems?

A bio poem is a simple poem written about a person, and it follows a predictable pattern. Bio poems generally don't rhyme, and they can be autobiographical or biographical. Begin by having your students write bio poems about themselves, and later they can write about other people or characters. In this packet you'll find two ready-to-use graphic organizers, a sample poem, a planning page, and decorative writing paper.

Bio Poem Topic Ideas

- **Back to School** - Write and share autobiographical poems
- **Holiday-Themed** - Mother's Day, Father's Day, President's Day
- **Book or Movie Characters**
- **Historical Figures** - Scientists, Inventors, Explorers, Politicians



Suggested Lesson Sequence

1. Before the lesson, write your own bio poem following the example on the next page. You'll need this to share with your students when you start the lesson.
2. Begin by telling your students that they are going to create simple poems about themselves called "bio poems." Display and read your example to the class.
3. Distribute copies of the brainstorming boxes graphic organizer on page 4. As a class, brainstorm a list of positive character traits that could be written in the first box. Then ask your students to record ideas for each topic in the other 7 boxes.
4. After students have spent 10 to 15 minutes brainstorming ideas on their own, encourage them to pair up with a partner and discuss their ideas.
5. Next display your example again and show students how to use the ideas from the brainstorming boxes graphic organizer to create a bio poem. Younger students may need the planning page template (page 6), but older students can usually do this on lined paper if you display the template in front of the class. Let them arrange the lines in any order they wish.

Sample Bio Poem

Laura
Dedicated, creative, caring
Lover of black cats, great books, and warm
chocolate chip cookies
Who wonders if there is life on other planets
Who fears that we may be destroying our
own planet
Who feels happy and peaceful when she's
kayaking the Lumber River
Who cares about rain forest animals and
plants losing their homes
Who dreams of hiking up beautiful mountains
in far away places!

Bio Poem Brainstorming Boxes Name _____

Adjectives that Describe You	Lover of ...
Who feels ...	Who wonders ...
Who fears ...	Who cares about ...
Who is able to ...	Who dreams ...

- After students write a draft on the Bio Poem Planning Page, ask them to confer with a partner and check each other's work for spelling or grammatical errors. Ask them to copy their final poems onto the decorative paper on page 7. Or they could type their poems and print them, or simply copy them onto plain paper.
- Provide time for students to share their poems. You might also want to create a class book of their work or display them on a bulletin board.

Bio Poem Planning Page

First Name _____

3 Words That Describe You _____

Lover of _____

Who is able to _____

Who feels _____

Who wonders _____

Who fears _____

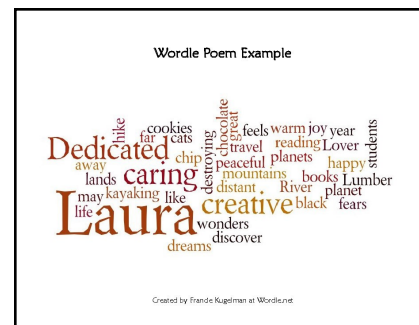
Who cares about _____

Who dreams of _____

Wordles Extension Activity

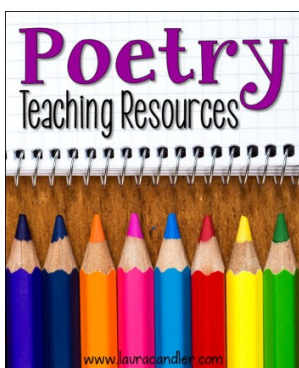
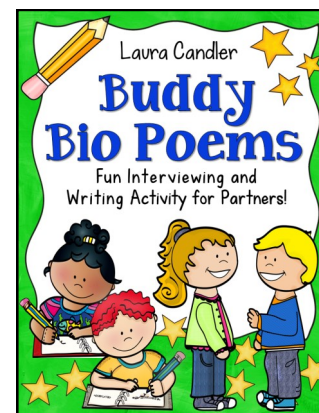
To integrate technology, have students create “Wordles” of their poems. To do this, students type their poems into the “create” page on Wordle.net at www.wordle.net/create. They can manipulate the size of the words by repeating the important words more than once; the more they repeat a word, the larger it will be in the final Wordle. If you have never created a Wordle yourself, experiment with the techniques yourself first.

Note: please be aware that the public Wordle gallery at www.wordle.net may have inappropriate Wordles, so don't allow your students to search the site.



Buddy Bio Poems

If you like this lesson, you'll LOVE [Buddy Bio Poems](#), a fun poetry-writing activity for partners. The lesson begins with each student interviewing a partner to gather facts and information about his or her classmate. Next, each student composes a short bio poem using information learned during the partner interview. This activity can be used as a back-to-school icebreaker, as a fun writing activity before a holiday, or as an introductory lesson for a poetry unit. Click the image on the right to find it in my TpT store!



Looking for More Poetry Resources and Freebies?

To find more poetry resources and lessons, visit my Poetry Teaching Resources page on Teaching Resources. It's loaded with free poetry resources as well as products that will save you time! Click this link to find it —>> www.lauracandler.com/files/literacy/poetry/

Sample Bio Poem

Laura

Dedicated, creative, caring

Lover of black cats, great books, and warm
chocolate chip cookies

Who wonders if there is life on other planets

Who fears that we may be destroying our
own planet

Who feels happy and peaceful when she's
kayaking the Lumber River

Who cares about rain forest animals and
plants losing their homes

Who dreams of hiking up beautiful mountains
in far away places!

Bio Poem Brainstorming Boxes

Name _____

Person or Character _____

Adjectives that Describe Person	Who enjoys ...
Who feels ...	Who wonders ...
Who fears ...	Who cares about ...
Who is able to ...	Who dreams ...



Bio Poem Planning Page

First Name _____

3 Words That Describe You _____

Who enjoys _____

Who is able to _____

Who feels _____


Who wonders _____

Who fears _____

Who cares about _____

Who dreams of _____





Wordle Poem Example



Created by Francie Kugelman at Wordle.net



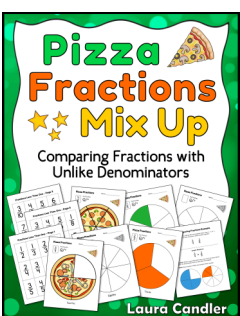






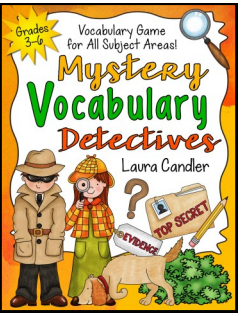
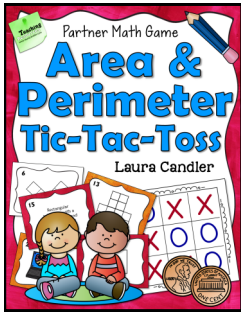
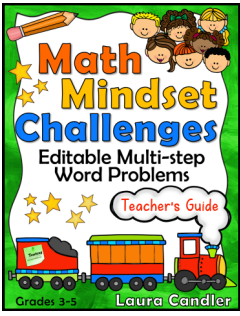

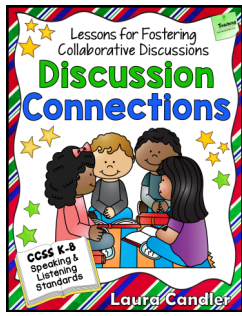
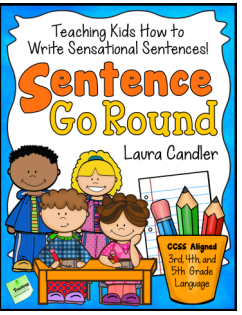
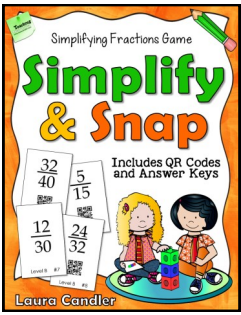
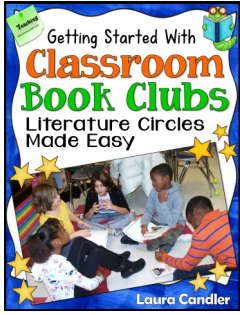

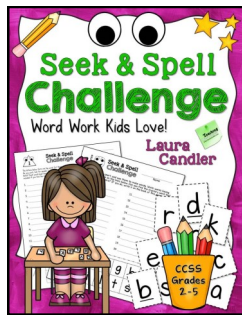
Bio Poem Brainstorming Boxes

Name _____

Historical Figure _____

Adjectives that Describe Person	Lover of ...
Who wondered ...	Who dreamed of ...
Who learned ...	Who discovered ...
Who made a difference by ...	Who is remembered for ...

More Teaching Resources You'll Love! Click each product to find it in [my TpT store](#).



I hope you enjoy this freebie! Because this resource is free, you may share it with others as long as you keep the packet intact with the copyright visible on each page. Also, you may not upload it to your own site or store as a free or paid product, and you may not include it as a part of another resource. To share this freebie with others, please link to it on my website, [LauraCandler.com](#), or in [my TpT store](#). Thanks! ~ Laura Candler



For more teaching resources, sign up for my [Candler's Classroom Connections](#) newsletter. I'll send you teaching tips, articles, and freebies directly to your inbox. Subscribers get access to *Laura's Best Freebies*, a private page on my site with dozens of my best free resources.

Artwork Credits

Educlips www.teacherspayteachers.com/Store/Educlips

Kelly Benefield www.teacherspayteachers.com/Store/Kelly-Benefield

Mad Clips Factory www.teacherspayteachers.com/Store/Mad-Clips-Factory

Whimsy Workshop www.teacherspayteachers.com/Store/Whimsy-Workshop-Teaching

