

Create Character Word Clouds



Laura Candler
©2011 Teaching Resources
www.lauracandler.com

Character Word Clouds

Teacher Info

Lesson Overview

In this lesson, your students will analyze the character traits for a book character, historical figure, or famous person and will use that information to create a word cloud. A word cloud is an artistic arrangement of words of different sizes. The size of each word is related to the number of times it appears in the text used to create the word cloud. See the example on right.



Video Tutorial

You can view a video tutorial on YouTube that shows exactly how to create a character word cloud. Just click the link on the right or go to: <http://youtu.be/ycwnA6Dy1fg> Note: I recorded this video for teachers; it wasn't designed as a tutorial for students.



Teaching Suggestions

1. Before the lesson, follow the directions on the next page to create your own word cloud. Be sure to do this at school so you'll know if a website is blocked as well as the exact sequence of steps needed to create a word cloud. View the Video Tutorial shown above if needed.
2. Introduce the activity to your entire class after you have read aloud a selection with a strong character or when you are studying historical figures or other famous people.
3. Show the Character Trait list on page 4 to your students and have them randomly jot down traits that can be used to describe the character to some extent. Ask your students to rate these traits according to how well they describe the character, with 1 representing "not at all" and 10 representing "extremely true."
4. Call on 8 different students one at a time and ask them to volunteer one trait along with the rating they gave it. Ask them to justify their rating by citing details from the selection.
5. Next, demonstrate how to use those 8 words to create a word cloud using the word processing software and website of your choice. Explain how to print and/or save the image.
6. Finally, ask students to create their own word clouds using traits that describe book characters or famous people. To add a writing component or use this for assessment, ask students to write a paragraph justifying their character trait choices and why they rated them as they did.

Mystery Character Bulletin Board: Post the word clouds on a bulletin board and write the name of each character on a colorful index card. Have them use pushpins or small dots of Velcro to match each character with its word cloud. Provide an answer key in a pocket to make it self-checking.



For more character lessons and printables, please visit
Teaching Resources www.lauracandler.com
or Laura Candler's resources on TeachersPayTeachers.com.

Create a Character Word Cloud

What's a Word Cloud?

A word cloud is an artistic arrangement of words of different sizes. The size of each word is related to the number of times it appears in the text used to create the word cloud. Frequent words appear larger than words that are not used as frequently. See the example to the right.



Part 1 - Complete Character Rating Scale

1. Choose a character for your Character Word Cloud. It could be a fictional character from a book, a historical figure, or even yourself! Write your character's name on the line at the top of the Character Rating Scale.
2. List any 8 character traits below the name of the character. Be sure to choose a variety of traits - some that describe the character very well and some that do not describe the character very well.
3. Rate each character trait from 1 to 10 depending on how well it describes the character. (1 = lowest and 10 = highest) Hint: This activity works best if the scores range between 4 and 10.

Part 2 - Create Character Word Cloud

1. Use your scores on the rating scale to create a Character Word Cloud for the character. Open a word processing document and type the first character trait. Then copy and paste that word over and over the number of times equal to its score. For example, if you wrote "persistent" and gave it a score of 9, copy and paste the word "persistent" over 9 times. Do the same for the remaining character traits. You'll end up with one long list of words.
2. Visit a word cloud website such as Wordle.net, ABCya.com, or Tagxedo.com. Look for the "create" or the "word cloud" link and click it to get started creating your own.
3. Copy and paste your list of words into the text area and check to be sure there are no spelling errors. Click Submit or Go.
4. Play with the color, font, and layout options until the words are arranged in a pleasing manner.
5. Check with your teacher before printing or your word cloud.
6. If you want to save the word cloud as an image to use later, look for the Save option. If you can't find one, you may need to ask your teacher how to capture it with a screen shot and save it as an image.

Character Clouds

Write the name of a character at the top of the character rating scale box. Then list any 8 character traits on the line below their name. Rate each trait from 1 (low) to 10 (high) according to how well it describes the character.

absent-minded
adventurous
ambitious
argumentative
belligerent
bold
bossy
brave
busy
carefree
caring
careless
cautious
cheerful
clumsy
conceited
confident
considerate
cooperative
courageous
cranky
creative
curious
dainty
daring
dedicated
defiant
demanding
determined
devious
disagreeable
dreamer
energetic

fighter
friendly
fun-loving
generous
gentle
gullible
handsome
happy
hard-working
helpful
honest
humble
humorous
imaginative
impatient
independent
intelligent
inventive
joyful
lazy
leader
logical
lovable
loving
loyal
messy
methodical
mischievous
obedient
observant
outgoing
optimistic
patient

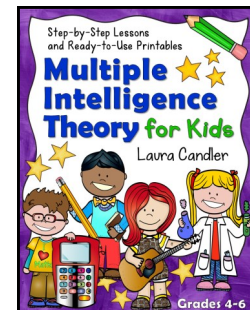







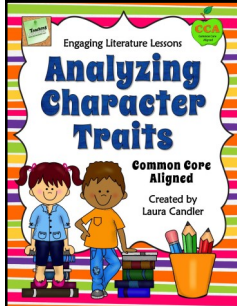
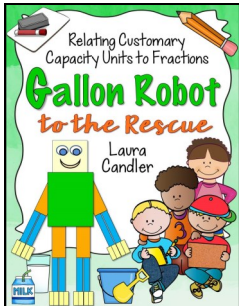
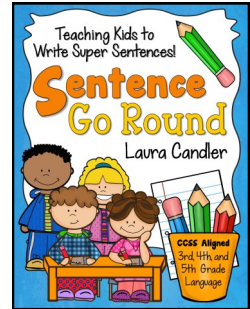
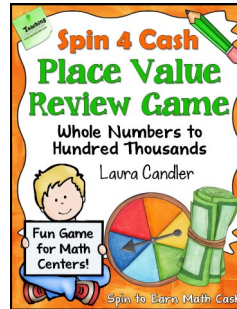

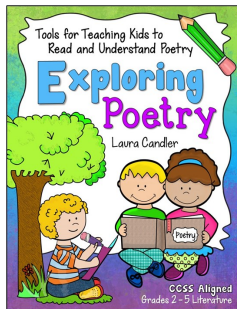
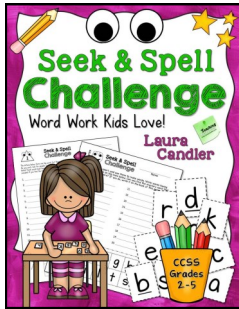
Character Rating Scale

Name _____

1. _____
2. _____
3. _____
4. _____
5. _____
6. _____
7. _____
8. _____

patriotic
persistent
pessimistic
polite
proud
quiet
reckless
resourceful
respectful
rude
selfish
serious
shy
sly
stubborn
studious
successful
suspicious
thoughtful
timid
unruly
unselfish
witty

More Teaching Resources from Laura Candler! Click each item below to find it in [my TpT store](#).



Copyright and Permission Info

I hope you enjoy this freebie! Because it's free, you may share it with others as long as you keep the packet intact and don't sell it or include it in a product of your own. The copyright information must appear on each page. If you include a reference to this freebie, please include a link to it on my website or in my TpT store. Thanks! ~ Laura Candler

Click [here](#) to sign up for [Candler's Classroom Connections](#). It's a free newsletter with teaching tips, freebies, and special offers not available anywhere else! Subscribers also gain access to **Laura's Best Freebies**, a private page on Teaching Resources with over 50 freebies all in one place!

Connect with me! Click the icons below to find me on [Facebook](#), [Instagram](#), and [Pinterest](#). Then check out my blog, [Corkboard Connections](#), where I share teaching strategies and tips for educators. Last but not least, visit my [TeachersPayTeachers store](#) and follow me if you enjoy my resources!

