


# New Year Reflections Teambuilder Activity



Created by **Laura Candler**


If you use cooperative learning in your classroom, you will probably be forming new teams when you return to school in January. It's important to do some type of teambuilding activity when students are first placed together in a team so they can connect with each other personally. Use the New Year Reflections spinner as a fun way for your students think about the old year and look ahead to 2012. All they need is a pencil and a paperclip to create their own spinner as shown on the spinner.



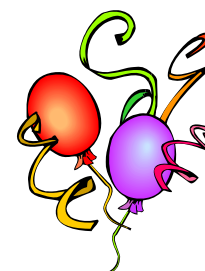
## Directions

Choose a Leader on each team to start the activity. The Leader thumps the paper clip and notices where it stops. The Leader reads the question aloud and gives a little think time. Then starting with the Leader, team members take turns around the team answering the question. Switch Leaders for each round and continue as time allows. If a student lands on a question that has been answered, he or she may spin again or make up a discussion question.

This freebie is a sample taken from **Laura Candler's January Activities Pack** available from [www.teacherspayteachers.com](http://www.teacherspayteachers.com) or from Teaching Resources at [www.lauracandler.com](http://www.lauracandler.com). The packet consists of the following seasonal activities:



- Resolutions to Ring in the New Year
- "Goals for 2012" Writing Prompt
- Happy New Year Word Challenge
- Highlights of 2011 and Visions of 2012
- Happy New Year Homework Pass
- Winter Word Sort
- Honoring Dr. Martin Luther King, Jr.
- Winter Math Puzzlers
- New Year's Math Challenge
- Icy Road Investigation



# New Year Reflections



Describe one wish you have for the new year.

What was the best book you read last year? Why did you like it?

When thinking back on last year, what are you most thankful for?

What is something you hope to learn in the coming year?

What do you most look forward to in the new year?

If you could change one thing about last year, what would it be? Why?

What is one goal you have set for the new year? Why is it important?

Describe one new skill you learned last year.

**Directions:** To use the spinner, you'll need a paper clip and a pencil. Put the paper clip down with one end over the center dot. Put the pencil point down inside the paper clip and hold the pencil in place. Thump the paper clip. It will spin around the pencil point and point to one section on the Teambuilding Spinner. The Leader reads the question aloud and team members take turns answering it. Switch Leaders for each round and continue as time allows.

