




TEAM THANKS



Thanksgiving
Gratitude
Cards

Created by
Laura Candler






Team Thanksgiving Cards

Created by Laura Candler

www.lauracandler.com

www.corkboardconnections.com



In this activity, students in teams of four will create gratitude cards as a way of showing appreciation for each other. Each person creates one card and all cards are passed around the team. As the cards are passed, students write compliments and supportive words inside each other's cards. Before you begin, brainstorm a list of compliments and positive comments that they can write about each other. Leave this list on display during the activity.

Directions

There are several variations of the card; you can give each student the same card or give the different ones. There's even a blackline version that students can color themselves. Begin by giving each student one copy of the card on the next page. Have everyone fold the paper in fourths to make a small side-fold card. Each person writes his or her name on the front page and on all three "To" lines on the inside pages. Then everyone folds their cards so that just one page is showing. Pass the cards to the left and set a timer for 1 to 2 minutes. Students write positive comments about the person whose name is on the top of the page. When finished, they must sign their own name at the bottom. This rule keeps students from writing anonymous unkind statements about each other. When the timer goes off, they fold the page back so that no one can read what they wrote and then pass it on to the next person. Keep writing comments and passing the cards until the cards return to the original owner. Of course, the original owner can read all the wonderful things their classmates have said!

Note: Sometimes a student will ask what to do if they can't think of anything nice to write. I usually tell them that if they can't think of anything nice, they need to stay on the same team as that person for a few more weeks to get to know them better! :-)



From: _____


From: _____

To: _____

To: _____

To: _____

Team Thanks



From: _____

Name

From: _____


From: _____

To: _____

To: _____

To: _____

Team Thanks



From: _____

Name

From: _____

From: _____

To: _____

To: _____

To: _____

Team Thanks



From: _____

Name

From: _____


From: _____

To: _____

To: _____

To: _____

Team Thanks



From: _____

Name

From: _____


From: _____

To: _____

To: _____

To: _____

Team Thanks



From: _____

Name

From: _____


From: _____

To: _____

To: _____

To: _____

Team Thanks



From: _____

Name



Thanks for downloading this freebie!

I hope you enjoy this freebie from **Teaching Resources!** I love sharing my teaching resources, and you can find more of them by following me in these locations. Be sure to sign up for my Candler's Classroom Connections newsletter on Teaching Resources, too! ~ Laura Candler

Website: www.lauracandler.com

Pinterest: www.pinterest.com/lauracandler

Facebook: www.facebook.com/teachingresources

TpT Store: www.teacherspayteachers.com/Store/Laura-Candler

Corkboard Connections Blog: www.corkboardconnections.com

Candler's Classroom Connections: www.lauracandler.com/signup.php

Artwork Credits

Charlotte's Clips


www.teacherspayteachers.com/Store/Charlottes-Clips-4150

Ms. Fultz's Corner

www.teacherspayteachers.com/Store/Msfultzscorner

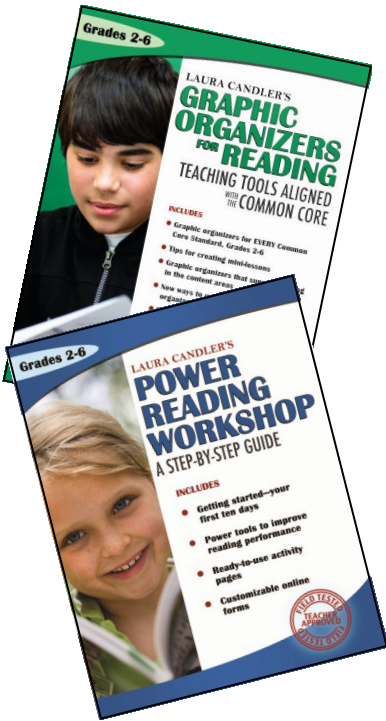
Whimsy Clips

www.teacherspayteachers.com/Store/Whimsy-Clips




Teaching Resources Website

www.lauracandler.com



Ready-to-Use Resources for Teachers!

- Free printables and activity sheets
- Lesson plans and teaching strategies
- Cooperative learning methods
- Classroom management and motivation
- Literacy & Reading Workshop strategies
- Mathematics instructional resources
- Candler's Classroom Connections Newsletters



Connect and Share

www.facebook.com/TeachingResources

www.pinterest.com/lauracandler

www.corkboardconnections.com

Discover Laura's Teaching Resources . . .

- Digital eBooks and lessons you can download from www.lauracandler.com and print or use on a Smartboard!
- Each book, ebook or lesson pack includes ready-to-use directions, printables, and teaching tips!
- Popular titles include:
 - Mastering Math Facts
 - Daily Math Puzzler Series
 - Math Stations for Middle Grades
 - Power Reading Workshop
 - Graphic Organizers Aligned with the Common Core



Created by
Laura Candler
Milken Educator



Teaching Resources
www.lauracandler.com

Laura Candler's TpT Store

If you enjoyed the materials in this teaching resources pack, you might also enjoy these ebooks and lessons. You can purchase them from my store on TeachersPayTeachers.com by clicking the links below or by visiting my Teaching Resources website: www.lauracandler.com.



Laura Candler

Classroom Book Clubs

Character Bio Reports

Analyzing Character Traits


Powerful Poetry Combo

Plural Noun Showdown

Sentence Go Round

Writing Powerful Poetry

Customary Measurement
Conversions



Geometry: Exploring the Basics

Math Stations for Middle Grades (3-8)

Polygon Explorations

Talking Sticks Discussions (CCSS Aligned)

Teaching Multiple Intelligence Theory

Place Value Spinner Games

Fraction Spinner Games

Simplify and Snap Fraction Game

Order of Operations Bingo

Seasonal
Teaching Packs

October

November

December

January

February (Free!)

March

April

