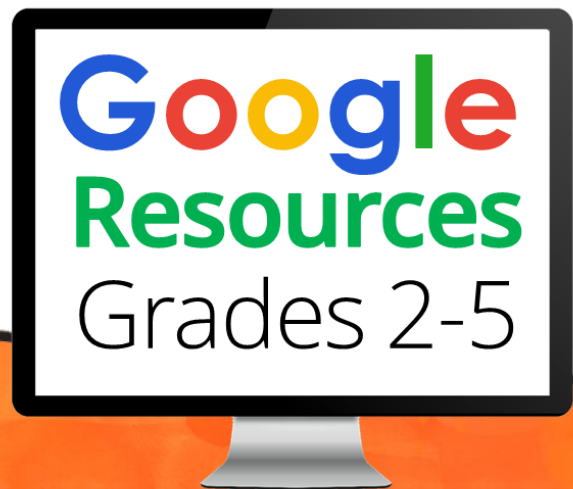




# Seek & Spell Challenge

Printable & Digital Word Work


# Halloween Freebie



Laura Candler

# Seek & Spell Challenge Halloween Freebie

by Laura Candler

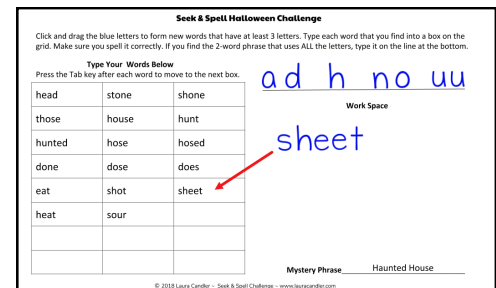


This freebie is a sample of the word work activities in [Seek & Spell Challenge](#), a word work program that's a fun and effective way to help children improve spelling and word recognition skills. Printables and Google Slides versions of the activity pages are included. If you don't use Google Classroom, you can download the digital pages as PowerPoint files that can be assigned to students using other management systems.

To start the Seek & Spell Challenge activity, students are given a set of paper or digital letters to manipulate, and they attempt to find as many words as possible using only those letters. They record each word they find, being sure to spell it correctly. Words must have at least 3 letters, and proper nouns are not permitted.

What makes this activity unique is the "mystery word" twist. As students work to find as many words as possible, they're also trying to discover the mystery word or phrase that uses ALL of the given letters. **Haunted House is the mystery phrase used in this freebie.**

The first time you introduce Seek & Spell Challenge to your students, show them how to rearrange the letter tiles to create words and where to record the words they find. If they will be using the Google slides, show them how to click and drag the blue letters into the workspace to form words. Remind them to record the words they find in the text boxes on the left.




## Printable PDF Activity Pages

There are three printable PDF versions of the Seek and Spell Challenge Halloween freebie which located on pages 4, 5, and 6 of this teacher's guide.

The first two variations have letter tiles at the bottom of the page and recording lines above the letters. The one on page 4 was designed for younger students, so it has 20 widely-spaced lines for recording words. The worksheet on page 5 was designed for older students. It has 36 closely-spaced lines for recording words.



The printable on page 6 has three sets of letter tiles, but it doesn't have any lines for recording words. If you use the third option, you can save paper by giving each student a set of letters and having them record the words they find on paper or in a journal.

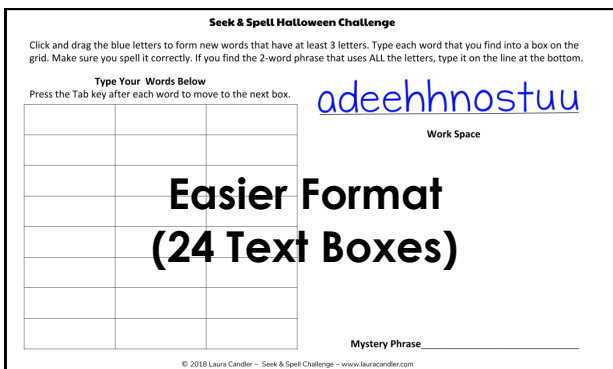


## How to Access the Google Slides

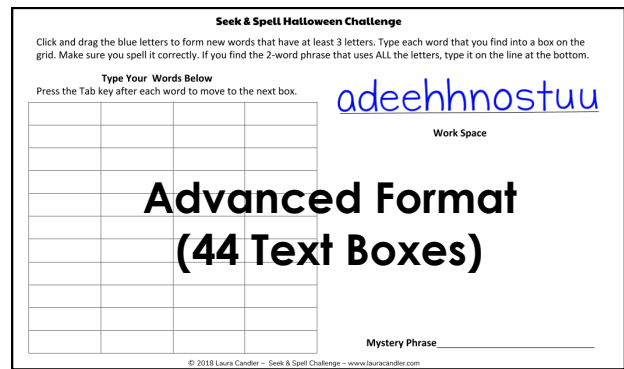
Whether or not you use Google Classroom, you'll need a Google account to use the digital activity pages. After you make a copy of the Google Slides in your account, you'll be able to save them as PowerPoint files or assign them in Google Classroom.

Select the Google Slides format that you prefer below, and click the link under that image. The version on the left was designed for younger students; it uses a larger font and has 24 only text boxes. The version on the right uses a smaller font, and it has 44 text boxes for recording words. After you click the link, you'll be prompted to make a copy of the Seek and Spell Challenge activity in your Google drive account.

If you use Google Classroom, be sure to log in to your school Google account before you click the links below. If you accidentally save the file in your personal account, you won't be able to find it later to assign it from within Google Classroom.



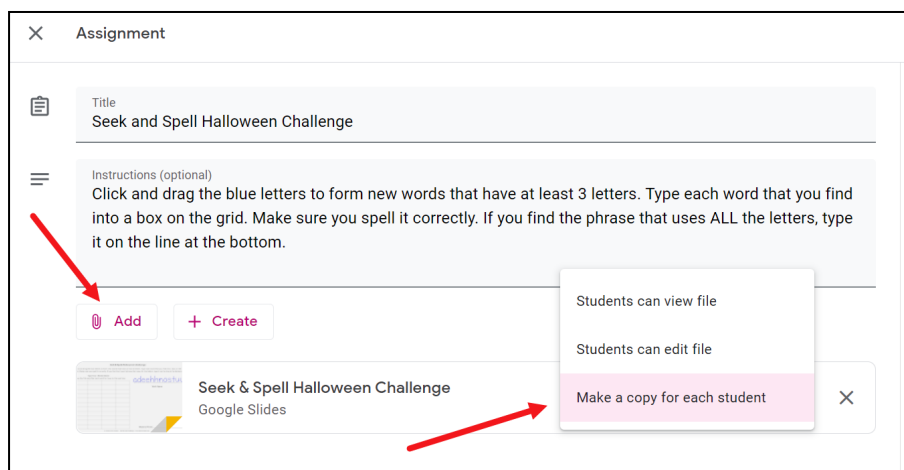
<http://bit.ly/seekandspellhalloween-24>




<http://bit.ly/seekandspellhalloween-44>

## How to Assign Seek and Spell Challenge in Google Classroom

To assign the activity in Google Classroom, log into your account and click **Create Assignment**. Enter the title and instructions. Click **Add** and choose the Seek and Spell Halloween Challenge activity. Before you assign it to your class, be sure to select **“Make a copy for each student”** as shown below to give each student full access to his or her own copy of the Seek and Spell Challenge activity.





# Seek & Spell Challenge

Name \_\_\_\_\_

Date \_\_\_\_\_

Cut the letters apart, and use them to make words. Write words having 3 or more letters on the lines below, and be sure to spell them correctly. Can you find the mystery phrase (2 words) that uses ALL the letters? If you do, write it on the back of this paper, and don't tell anyone what it is!

1. \_\_\_\_\_

11. \_\_\_\_\_

2. \_\_\_\_\_

12. \_\_\_\_\_

3. \_\_\_\_\_

13. \_\_\_\_\_

4. \_\_\_\_\_

14. \_\_\_\_\_

5. \_\_\_\_\_

15. \_\_\_\_\_

6. \_\_\_\_\_

16. \_\_\_\_\_

7. \_\_\_\_\_

17. \_\_\_\_\_

8. \_\_\_\_\_

18. \_\_\_\_\_

9. \_\_\_\_\_

19. \_\_\_\_\_

10. \_\_\_\_\_

20. \_\_\_\_\_

12 Mystery Word Letters: a d e e h h n o s t u u



a	<u>d</u>	e	e	h	h
<u>n</u>	o	s	t	<u>u</u>	<u>u</u>







# Seek & Spell Challenge

Name \_\_\_\_\_

Date \_\_\_\_\_

Cut the letters apart, and use them to make words. Write words having 3 or more letters on the lines, and be sure to spell them correctly. Can you find the mystery phrase (2 words) that uses ALL letters? If you do, write it on the back of this paper, and don't tell anyone what it is!

- |           |           |           |
|-----------|-----------|-----------|
| 1. _____  | 13. _____ | 25. _____ |
| 2. _____  | 14. _____ | 26. _____ |
| 3. _____  | 15. _____ | 27. _____ |
| 4. _____  | 16. _____ | 28. _____ |
| 5. _____  | 17. _____ | 29. _____ |
| 6. _____  | 18. _____ | 30. _____ |
| 7. _____  | 19. _____ | 31. _____ |
| 8. _____  | 20. _____ | 32. _____ |
| 9. _____  | 21. _____ | 33. _____ |
| 10. _____ | 22. _____ | 34. _____ |
| 11. _____ | 23. _____ | 35. _____ |
| 12. _____ | 24. _____ | 36. _____ |

12 Mystery Word Letters: a d e e h h n o s t u u



a	<u>d</u>	e	e	h	h
<u>n</u>	o	s	t	<u>u</u>	<u>u</u>





Seek & Spell  
Challenge

Name \_\_\_\_\_

Date \_\_\_\_\_

a	d	e	e	h	h
n	o	s	t	u	u

Seek & Spell  
Challenge

Name \_\_\_\_\_

Date \_\_\_\_\_

a	d	e	e	h	h
n	o	s	t	u	u




Seek & Spell  
Challenge

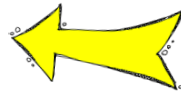
Name \_\_\_\_\_

Date \_\_\_\_\_

a	d	e	e	h	h
n	o	s	t	u	u


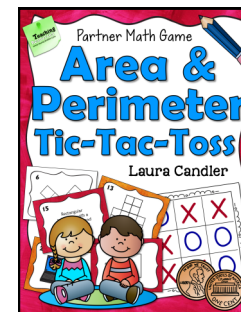
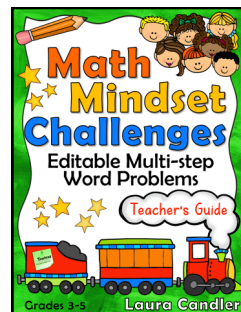

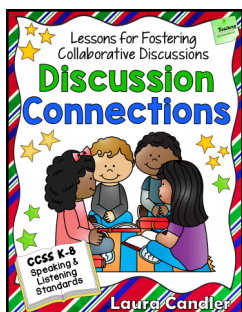
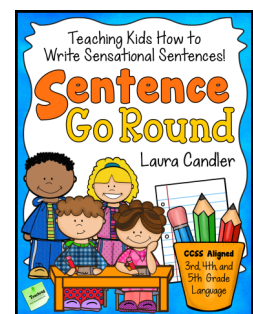
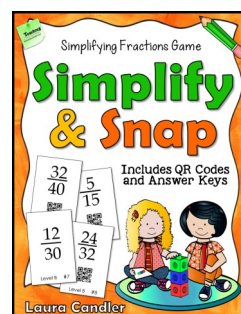

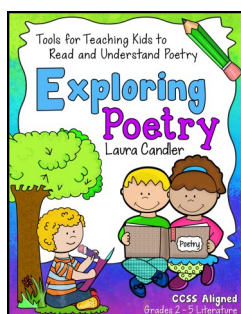
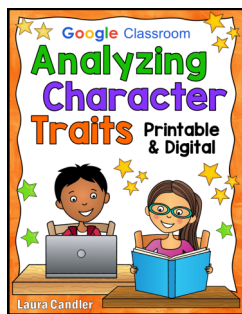


**Seek & Spell Halloween Challenge Freebie** is a sample of the activities in **Seek & Spell Challenge**, a weekly word work program for students in grades 2 to 5. The **Seek & Spell Word Work Bundle** includes 48 printable and digital mystery word activities, a teacher's guide with practice lessons, and mystery word editable templates.



[Click here to find it in my TpT store.](#)

**More Terrific Teaching Resources!** Click each cover to find these products in my TpT store.



I hope you enjoy this Seek & Spell Challenge Halloween freebie! The content in this resource is protected by copyright, but because it's free, you may share it with others if you keep the copyright and my website URL visible on each page. Thanks! ~ Laura Candler



For more teaching resources, sign up for my [Candler's Classroom Connections](#) newsletter. I'll send you teaching tips, blog articles, and freebies directly to your inbox. Subscribers also get access to *Laura's Best Freebies*, a private page with dozens of my best free resources.



**Artwork Credits**

**Digital Classroom Clipart** [www.digitalclassroomclipart.com](http://www.digitalclassroomclipart.com)

**Krista Wallden** [www.teacherspayteachers.com/Store/Krista-Wallden](http://www.teacherspayteachers.com/Store/Krista-Wallden)

**Kate Hadfield Designs** [www.teacherspayteachers.com/Store/Kate-Hadfield-Designs](http://www.teacherspayteachers.com/Store/Kate-Hadfield-Designs)