

# Multiple Intelligence Survey for Kids

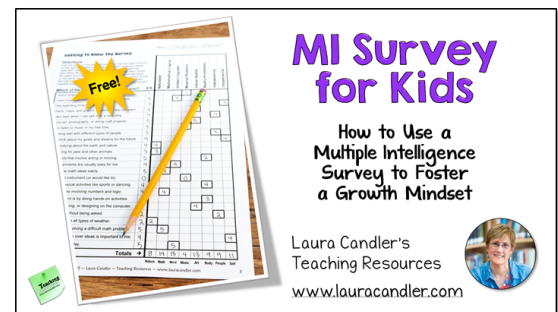
By Laura Candler



Learning about multiple intelligence theory can be very empowering for students, especially when you administer a survey to help them discover their own strengths and growth areas. Because most online survey tools are too long and complex for kids, I created this quick and easy classroom version for my students. The survey is intended to be a fun, self-assessment tool, and it should never be used as a tool to diagnose students' strengths and weaknesses.

## How to Use the MI Survey to Foster a Growth Mindset (Video Overview)

To be sure you're using the survey appropriately, please read the information on the next two pages and watch my [MI Survey for Kids video](#). In the video, I explained, step-by-step, how to administer and score the survey. I also discussed how to interpret the results and use them to foster a growth mindset. You can find the video on Teaching Resources at [www.mitheoryandgrowthmindset.com](http://www.mitheoryandgrowthmindset.com). After you watch it, take the survey yourself. This will help you determine the best way to present it to your students, and you'll learn about yourself, too!

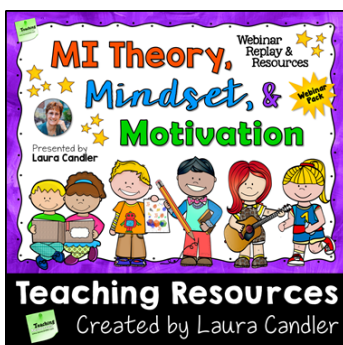


[Click here to watch the video.](#)

## Growth Mindset Implications for MI Theory

Dr. Howard Gardner proposed his theory of multiple intelligences over 30 years ago, and many educators embraced its message that intelligence is multi-faceted, we are all smart in many ways. But the recent growth mindset research from Dr. Carol Dweck highlights the need to be careful when administering MI surveys and discussing the ways kids are "smart."

Dr. Dweck's research shows that praising kids for being smart can actually be harmful because it fosters a fixed mindset about intelligence, or the idea that you're either smart or you're not smart. It's important to point out to students that the survey only captures a snapshot of their current strengths and areas of growth. Because our brains become smarter as we learn and grow, they are likely to get completely different results if they take the survey in the future.




## MI Theory, Mindset, and Motivation Webinar

If you'd like to explore this topic further, check out my two-part professional development webinar, [MI Theory, Mindset, and Motivation](#). In Part One, I focus on multiple intelligence theory, and share resources for teaching MI theory to kids. In Part Two, I explore ways to foster a growth mindset. I wrap up the webinar by sharing strategies for using MI theory and growth together to motivate and inspire students. To learn more about this webinar, [CLICK HERE](#) to check it out in my TpT store.

# Please Read Before Using the Survey

## Choose a Survey Format (Printable or Google Doc)

The free MI Survey for Kids in this packet is a non-editable PDF printable, so you won't be able to modify any of the statements or change the directions. However, editable versions of the survey are available with the purchase of [MI Theory for Kids](#). That product also includes access to a Google Doc survey for Google Classroom. Watch the [MI Survey for Kids Video](#) to learn more.



## Multiple Intelligence Theory and Growth Mindset

Before you use this survey, it's a good idea to brush up on your knowledge of multiple intelligence theory and the recent research on growth mindset. Using the survey without a thorough understanding of both topics could have a negative impact on self-esteem and motivation. A good way to delve into both of those topics would be to watch my webinar, MI Theory, Mindset, and Motivation. You can also learn more about these topics here on the MI Theory and Growth Mindset page on my website: [www.mitheoryandgrowthmindset.com](http://www.mitheoryandgrowthmindset.com).

## Using the MI Survey as a Self-Assessment Tool

This student survey is meant to be a fun self-assessment tool to help students understand how they learn, but it's not scientific nor is it researched-based. To keep it simple for students, I wrote three statements for each of the eight intelligence areas. As a result, the survey results may not be accurate, as these statements might not represent the range of a student's skills or abilities in each area. The results also depend on students answering the questions honestly, and some students have difficulty assessing themselves accurately.

Please DO NOT use this tool to diagnose weaknesses. A low score doesn't always mean that area is actually a weakness. For example, a student who has not had opportunities to develop musical skills may score low in that area, but they may discover a hidden talent later in life. Recent research has shown that our brains are constantly evolving, so when discussing the survey results with students, we should always emphasize the potential for growth in low-scoring areas. The key to improving is to first understand our strengths and weaknesses.

## Sharing the MI Survey Results

Before using the survey, consider how students may share their results with others if they choose to do so. Always allow them the opportunity to keep their results private if they wish.

You should also consider whether or not you want to share the results with parents. Because it's meant to be a fun self-assessment tool, there's no reason send the results to parents, especially if there's a chance that parents will misinterpret or misuse the results. If you decide to share results with parents, the best way to do that would be in a one-to-one setting such as during a parent-teacher conference. Be sure parents know that the survey is not scientific and is simply a way to discover how each child learns best. Emphasize that an area of "weakness" does not mean that the child will never be good in a particular area. It also does not mean that the parent should relentlessly drill the child to improve!

# Getting To Know You Survey

Name \_\_\_\_\_

**Directions:**

Fold this paper on the dashed vertical line so that the eight columns on the right are folded back. Then read each statement below and rate it from 0 to 5 according to how well the description fits you (0 = Not at All to 5 = Very True). Next unfold the survey and transfer each number over to the outlined block on the same row. Finally, add the numbers in each column to find the total score for each multiple intelligence area. The highest possible score in each area is 15. What are your top strengths and areas for growth?

**Which of the following are true about you?**

0-5

	Naturalist	Mathematical - Logical	Verbal - Linguistic	Musical - Rhythmic	Visual - Spatial	Bodily-Kinesthetic	Interpersonal	Intrapersonal
I find myself singing or humming many times during the day.								
I love crossword puzzles and other word games.								
I like spending time by myself.								
Charts, maps, and graphic organizers help me learn.								
I learn best when I can talk over a new idea.								
I enjoy art, photography, or doing craft projects.								
I often listen to music in my free time.								
I get along well with different types of people.								
I often think about my goals and dreams for the future.								
I enjoy studying about the earth, weather, and nature.								
I like learning about animals and taking care of pets.								
I love projects that involve acting or moving.								
Written assignments are usually easy for me.								
I can learn new math ideas easily.								
I play a musical instrument (or would like to).								
I am good at physical activities like sports or dancing.								
I like to play games involving numbers and logical thinking.								
My best way to learn is by doing hands-on activities.								
I love painting, drawing, or designing on the computer.								
I often help others without being asked.								
If given a choice, I'd much rather be outside than inside.								
I love the challenge of solving a difficult math problem.								
Having quiet time to think over ideas is important to me.								
I read for pleasure almost every day.								
<b>Totals</b> →								

Nature Math Word Music Art Body People Self

# Getting To Know You Survey Example

Name \_\_\_\_\_

## Directions:

Fold this paper on the dashed vertical line so that the eight columns on the right are folded back. Then read each statement below and rate it from 0 to 5 according to how well the description fits you (0 = Not at All to 5 = Very True). Next unfold the survey and transfer each number over to the outlined block on the same row. Finally, add the numbers in each column to find the total score for each multiple intelligence area. The highest possible score in each area is 15. What are your top strengths and areas for growth?

## Which of the following are true about you?

0-5

	0-5	Naturalist	Mathematical - Logical	Verbal - Linguistic	Musical - Rhythmic	Visual - Spatial	Bodily-Kinesthetic	Interpersonal	Intrapersonal
I find myself singing or humming many times during the day.	1				1				
I love crossword puzzles and other word games.	4			4					
I like spending time by myself.	3								3
Charts, maps, and graphic organizers help me learn.	4					4			
I learn best when I can talk over a new idea.	4							4	
I enjoy art, photography, or doing craft projects.	5					5			
I often listen to music in my free time.	3				3				
I get along well with different types of people.	3							3	
I often think about my goals and dreams for the future.	4								4
I enjoy studying about the earth, weather, and nature.	4	3							
I like learning about animals and taking care of pets.	3	3							
I love projects that involve acting or moving.	2						2		
Written assignments are usually easy for me.	4			4					
I can learn new math ideas easily.	5		5						
I play a musical instrument (or would like to).	0				0				
I am good at physical activities like sports or dancing.	4						4		
I like to play games involving numbers and logical thinking.	4		4						
My best way to learn is by doing hands-on activities.	3						3		
I love painting, drawing, or designing on the computer.	4					4			
I often help others without being asked.	2							2	
If given a choice, I'd much rather be outside than inside.	2	2							
I love the challenge of solving a difficult math problem.	5		5						
Having quiet time to think over ideas is important to me.	4								4
I read for pleasure almost every day.	5			5					
<b>Totals</b>	<b>→</b>	<b>8</b>	<b>14</b>	<b>13</b>	<b>4</b>	<b>13</b>	<b>8</b>	<b>9</b>	<b>11</b>

Nature Math Word Music Art Body People Self



## Copyright and Permission Info

**Multiple Intelligences Survey for Kids** is protected by copyright, but it's free so it may be shared with others as long as the packet is kept intact and it's not sold. Copyright info and [www.lauracandler.com](http://www.lauracandler.com) must appear on each page. If you include a reference to the survey online, please link to the document on my website or TpT store. Thanks! ~ Laura Candler



**Website:** [www.lauracandler.com](http://www.lauracandler.com)

**Pinterest:** [www.pinterest.com/lauracandler](http://www.pinterest.com/lauracandler)

**Facebook:** [www.facebook.com/teachingresources](http://www.facebook.com/teachingresources)

**TpT Store:** [www.teacherspayteachers.com/Store/Laura-Candler](http://www.teacherspayteachers.com/Store/Laura-Candler)

**Corkboard Connections Blog:** [www.corkboardconnections.com](http://www.corkboardconnections.com)

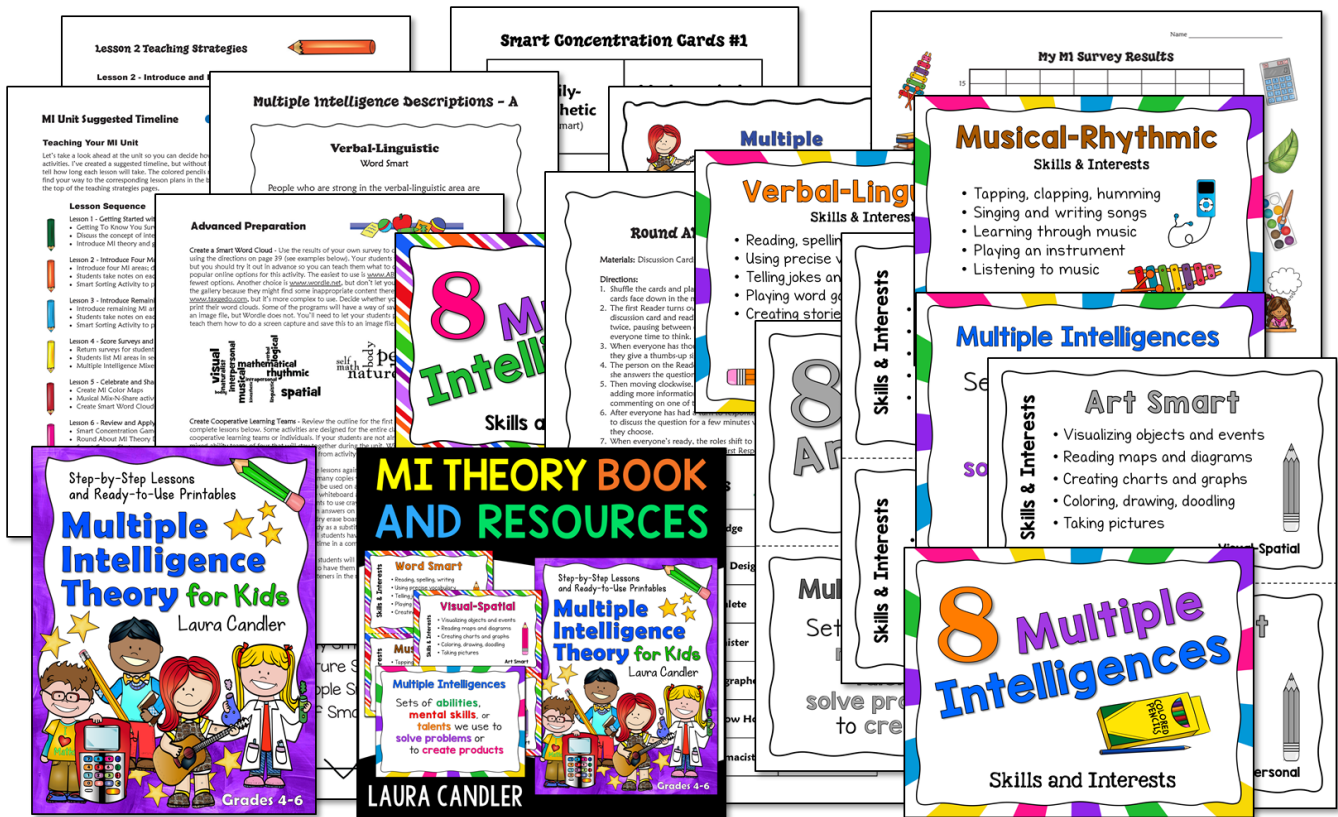
**Candler's Classroom Connections:** [www.lauracandler.com/signup.php](http://www.lauracandler.com/signup.php)

Connect with me!



## More Multiple Intelligence Theory Resources for Teachers

This free **Multiple Intelligences Survey for Kids** is from **Multiple Intelligence Theory Book and Resources**. Here's a peek at what's inside! Click [here](#) to find it on TpT where you can preview all of the resources shown below.



## Artwork Credits

**Digital Classroom Clipart** [www.wendycandler.com](http://www.wendycandler.com)

**Artifex** [www.teacherspayteachers.com/Store/Artifex](http://www.teacherspayteachers.com/Store/Artifex)