



# Interactive Teaching with Plickers

Presented by Laura Candler




## Webinar Notes

Date: \_\_\_\_\_

What is Plickers?

\_\_\_\_\_  
\_\_\_\_\_



What materials are needed to get started?

\_\_\_\_\_  
\_\_\_\_\_  
\_\_\_\_\_



Quick Overview of Plickers



1. \_\_\_\_\_
2. \_\_\_\_\_
3. \_\_\_\_\_
4. \_\_\_\_\_
5. \_\_\_\_\_
6. \_\_\_\_\_

Tips for Creating Plickers Questions

\_\_\_\_\_  
\_\_\_\_\_  
\_\_\_\_\_  
\_\_\_\_\_  
\_\_\_\_\_  
\_\_\_\_\_





# Teaching Interactively and the I Do–We Do–You Do Framework

I Do	
We Do	
You Do	



## Show What You Know (Dry Erase Board Version)

---



---



---



---



## Show What You Know (Plickers Version)

---




---



---



---



### Dry Erase Boards

### Plickers

**Pros**



--	--

--	--

**Cons**



--	--

--	--

## How to Use Formative Assessment Data to Boost Achievement



---

---

---

---

## Tips for Using Pickers with Cooperative Learning Teams



---

---

---

---

---

---

## Innovative Ideas for Pickers Poll Questions

---

---

---

---

---

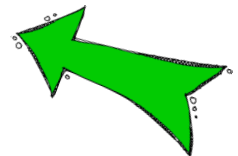
---



## Link to Freebies and Additional Pickers Resources

[www.lauracandler.com/webinars/](http://www.lauracandler.com/webinars/)

FYI – This link won't work until you know the missing part of the URL!

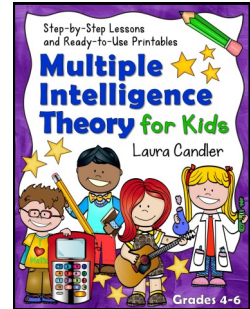
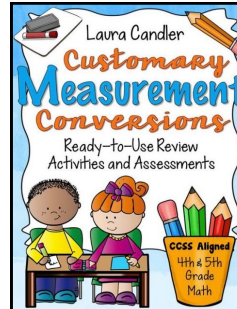



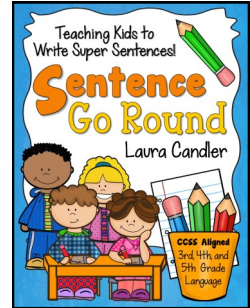
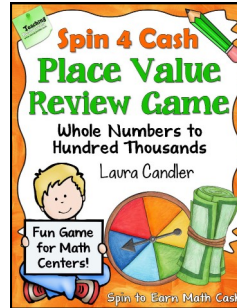


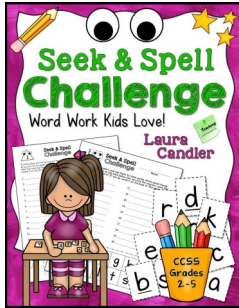


Check out the webinar resources in my TpT store!

[www.lauracandlerwebinars.com](http://www.lauracandlerwebinars.com)



More Teaching Resources from Laura Candler! Click each item to find it in [my TpT store](#).



### Copyright and Permission Info

I hope you enjoy my **Interactive Teaching with Plickers** webinar and this free set of webinar handouts. You may share this packet of handouts with others as long as you keep the copyright and webinar viewing information on each page. Thanks! ~ Laura Candler

### Where to Find More Terrific Teaching Resources

I love creating resources for teachers, and hope you enjoyed this one! For more great resources, click [here](#) to sign up for my [Candler's Classroom Connections](#) newsletter. You'll receive exclusive free content, information about new products, and special offers not available anywhere else! Subscribers also get access to **Laura's Best Freebies**, a private page with dozens of my very best free resources organized into categories. Click the icons below to check out my other resources and connect with me on social media. Thanks for being the kind of teacher who cares enough to seek the very best teaching resources for your students! ~ Laura Candler



### Artwork Credits

**Artifex** [www.teacherspayteachers.com/Store/Artifex](http://www.teacherspayteachers.com/Store/Artifex)

**Educlips** [www.teacherspayteachers.com/Store/Educlips](http://www.teacherspayteachers.com/Store/Educlips)

**Digital Classroom Clipart** [www.digitalclassroomclipart.com](http://www.digitalclassroomclipart.com)

**Kate Hadfield Designs** [www.teacherspayteachers.com/Store/Kate-Hadfield-Designs](http://www.teacherspayteachers.com/Store/Kate-Hadfield-Designs)

**Whimsy Workshop Teaching** [www.teacherspayteachers.com/Store/Whimsy-Workshop-Teaching](http://www.teacherspayteachers.com/Store/Whimsy-Workshop-Teaching)