


What a Dilemma!

Activities for
Emma Dilemma: Big Sister Poems

Written by Kristine O'Connell George

Illustrated by Nancy Carpenter




Activity Guide
Developed
by Laura Candler
www.lauracandler.com

What a Dilemma!

Activities for **Emma Dilemma:** **Big Sister Poems**


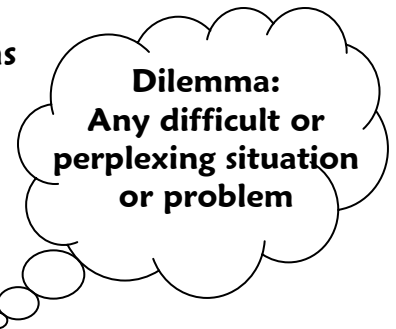
Teacher Guide Created by Laura Candler



What a Dilemma! is a collection of reading and writing activities based on the poetry book *Emma Dilemma: Big Sister Poems* by Kristine O'Connell George. Each poem can stand alone, but together they tell the story of Jessica, the big sister, and the dilemma posed by her little sister, Emma. Children of all ages can relate to Jessica's story, whether they have a younger sibling, a younger cousin, or a friend who poses a dilemma. I developed this teaching guide to share ideas for helping students understand that we all face dilemmas in our relationships with others. Before I created this resource, I obtained permission from Kristine O'Connell George to do so. She also graciously allowed me to share one of the poems in *Emma Dilemma* as a part of this freebie.

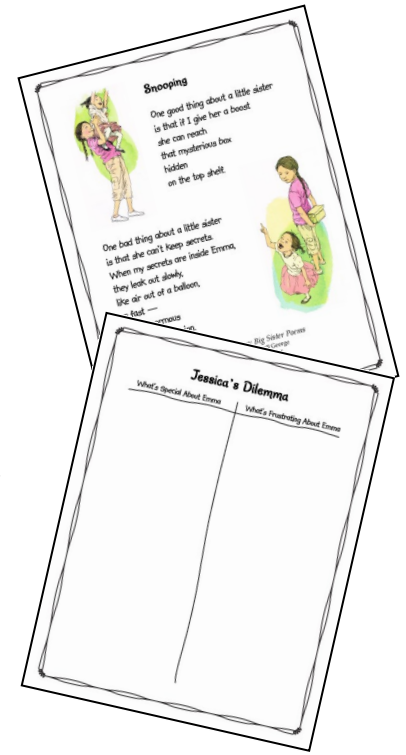
Reading and Discussing *Emma Dilemma: Big Sister Poems*

- 1. Think-Pair-Share** - Before reading the story, ask students to think if they know what a dilemma is. Then ask them to turn and discuss their ideas with a partner. Finally, call on several students to share their thoughts with the class. Don't confirm any responses, but simply tell them you are going to share a story about Jessica and her dilemma.
- 2. Read for Enjoyment and Understanding** - Begin reading *Emma's Dilemma* and be sure to show the pictures when you read each poem. The pictures tell part of the story, so it's helpful if you can display the pages with a document camera so everyone can see them clearly. Stop on page 10 when Jessica's Dad says that Emma is a dilemma and discuss his explanation. As you continue reading, ask your students to think about why Emma is an "interesting problem."
- 3. Discuss *Emma Dilemma: Big Sister Poems*** - Use the discussion cards on page 5 or 6 to discuss the entire story. (One set is in color and the other is in black and white.) Point out that although each poem stands alone, together they form a narrative or story about Jessica's experiences.



You can cut apart the cards and present them to the class one at a time or allow them to discuss the questions in small groups. The Talking Sticks strategy works well for this. You can read more about Talking Sticks on Corkboard Connections here: <http://corkboardconnections.blogspot.com/2013/01/cooperative-learning-more-than-group.html>


- Discuss Poem: “Snooping”** - The poem “Snooping” on pages 24 and 25 of the book or on page 4 of this packet is a perfect illustration of why Emma is such a dilemma. Reread the poem with your students and discuss how involving Emma in any scheme can present a dilemma for Jessica.
- Jessica’s Dilemma** - Next, take a look at the whole story again to identify other examples of Jessica’s dilemma with Emma. On the one hand, she shares special moments with Emma. However, she’s also frustrated by many of Emma’s habits. Draw a T-chart like the one shown on page 7 or project the chart on a whiteboard, and begin to list details from the story where they fit on the chart. To actively engage your students, give them post-it notes on which to record details from the story that show both aspects of Emma’s dilemma. Have them write one detail that shows Jessica cares for Emma and one that shows she’s frustrated by Emma, and allow them to add their details to the chart.



Writing Personal Dilemma Poems

In this activity, students will compose a poem similar to “Snooping” in which they write about the special times and the frustrations they face in one of their own relationships. This topic needs to be handled carefully and the resulting poems should not be displayed publicly due to the personal nature of the content. When you begin discussing these ideas with the class, be sensitive to the types of things that students are sharing. Ask them not to share specific names and personal family details in their discussions with others. As a result of this writing activity, some students may even reveal disturbing aspects of a relationship that troubles them. If that happens, you’ll want to follow up with a private conversation with the student or refer them to a counselor to help them work through the situation.

- Identify a Relationship and Brainstorm Details** - Ask students to think of a dilemma they face with a sibling, a cousin, or a friend. Print out the chart on page 8 or have each student draw a t-chart in his or her journal. Ask them NOT to write the person’s name at the top, but to write, “My Sister,” “My Cousin,” or the appropriate relationship. Next have them write a bulleted list of supporting details for the special times and the frustrations.
- Write a Personal Dilemma Poem** - Show students the poem template on page 9 or 10 and explain that they are going to write a personal dilemma poem in the format of “Snooping.” In first stanza, they’ll include details that describe the special moments or experiences that they treasure with the person. In the second stanza, they’ll describe the frustrating aspects of their relationship. Students should use details from the chart on page 8, but they may include other details as they compose their poems. Display the poem, “Snooping,” again as you reread it. Ask students to find examples of strong images in the poem that are examples of “showing” instead of “telling.” Encourage students to revise their own poems to include strong imagery and precise language. Be sure to review their final poems before allowing them to be shared with others.





Snooping

One good thing about a little sister
is that if I give her a boost
she can reach
that mysterious box
hidden
on the top shelf.

One bad thing about a little sister
is that she can't keep secrets.
When my secrets are inside Emma,
they leak out slowly,
like air out of a balloon,
or fast —
in one enormous
Tattletale Explosion.



~ From *Emma Dilemma: Big Sister Poems*

Written by Kristine O'Connell George

Illustrated by Nancy Carpenter

www.kristineoconnellgeorge.com

Reprinted with permission - For classroom use only

Emma Dilemma Discussion Cards

What is a dilemma?
Why does Jessica think
of Emma as a dilemma?

What details in the
poem tell you that
Jessica loves Emma?

What details in the
poem show Jessica's
frustration with Emma?

Do you have a younger
sibling or cousin? In what
way is he or she a
dilemma for you?

Which poem in the book
was most meaningful to
you? Explain.

Who do you think
was mostly at fault in
Emma's accident?

What do you think
Jessica learned from
the accident?

How do you think Emma
feels about Jessica?
How can you tell?

Emma Dilemma Discussion Cards

What is a dilemma?
Why does Jessica think
of Emma as a dilemma?

What details in the
poem tell you that
Jessica loves Emma?

What details in the
poem show Jessica's
frustration with Emma?

Do you have a younger
sibling or cousin? In what
way is he or she a
dilemma for you?

Which poem in the book
was most meaningful to
you? Explain.

Who do you think
was mostly at fault in
Emma's accident?

What do you think
Jessica learned from
the accident?

How do you think Emma
feels about Jessica?
How can you tell?

Jessica's Dilemma

What's Special About Emma

What's Frustrating About Emma

My Dilemma with _____

What's Special

What's Frustrating


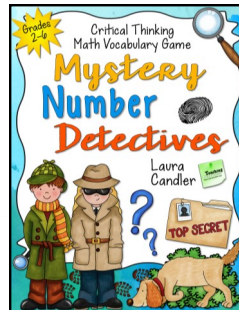





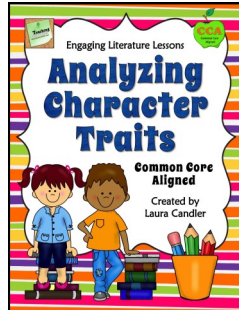
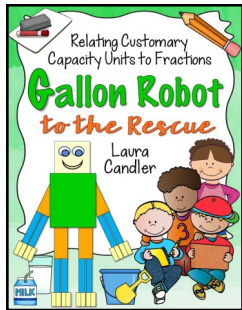
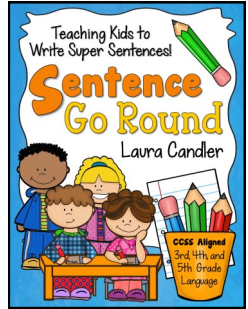
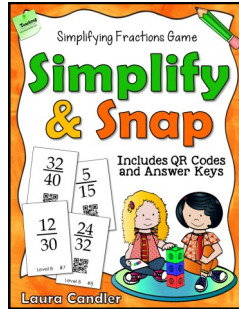

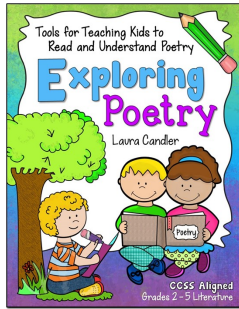
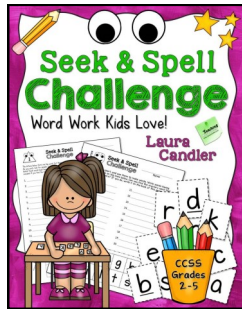
What a Dilemma!

One good thing about _____

One bad thing about _____

By _____

More Teaching Resources from Laura Candler! Click each item to find it in [my TpT store](#).



Copyright and Permission Info

I hope you enjoy this freebie! Because this resource is free, you may share it with others as long as you keep the packet intact with the copyright visible on each page. Also, you may not upload it to your own site or store as a free or paid product, and you may not include it as a part of another resource. To share this freebie with others, please link to it on my website or in my TpT store. Thanks! ~ Laura Candler



I love creating resources for teachers, and hope you enjoyed this one! For more great resources, click [here](#) to sign up for my **Candler's Classroom Connections** newsletter. You'll receive exclusive free content, information about new products, and special offers not available anywhere else! Subscribers also get access to **Laura's Best Freebies**, a private page with dozens of my very best free resources organized into categories. Click the icons below to check out my other resources and connect with me on social media. Thanks for being the kind of teacher who cares enough to seek the very best teaching resources for your students! ~ Laura Candler



Artwork Credits

Kate Hadfield Designs www.teacherspayteachers.com/Store/

