

ABC Mini Book

by Laura Candler

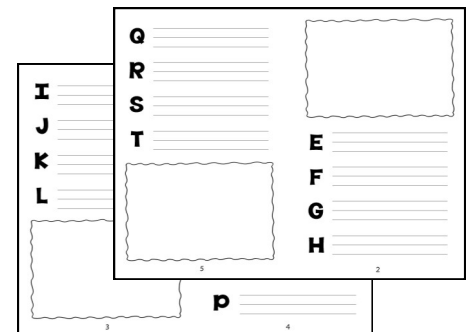
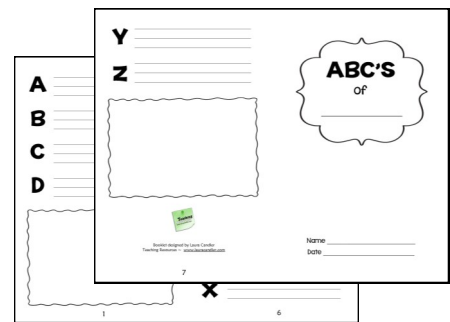

The ABC Mini Book is a blank ABC booklet that you can use for a variety of projects. It only takes two sheets of paper per student and takes much less time to complete than ABC projects requiring a full sheet of paper for each letter of the alphabet.

To create each booklet, duplicate the four pages front to back, pairing them as shown on the right. After duplicating, place the two sheets of paper together, fold them in half, and check to see if they are in the correct order. Then staple them together along the fold using a long reach stapler if possible.

You can use this template in almost any subject area to have students create thematic ABC booklets. Assign a topic or theme such as "healthy habits" or "The Civil Rights Movement," and have students think of one word for each letter of the alphabet that's related to the topic. They define the word or explain how it relates to the topic and illustrate one of the words on each page. This booklet works well for state or country reports. For the beginning of the year, you can use the ABC's of Me Booklet available for free on TpT or on Teaching Resources below. You might consider having students complete an ABC's of Me booklet at the beginning of the year and again at the end to see how their interests have changed.



The ABC mini book would be perfect for highlighting special events from the school year, especially if students glue photos of classroom events or their classmates into the frames. The possibilities are endless! If you download this from my blog or TeachersPayTeachers, please let us know how you plan to use it! ~ Laura





For more free teaching resources, please visit me here

- **TeachersPayTeachers store**
<http://www.teacherspayteachers.com/Store/Laura-Candler>
- **Teaching Resources Website**
<http://www.lauracandler.com>
- **Corkboard Connections Blog**
<http://www.corkboardconnections.com>.

Y

Z



A

Handwriting practice lines for uppercase letter A, consisting of four vertical lines.

B

Handwriting practice lines for uppercase letter B, consisting of four vertical lines.

C

Handwriting practice lines for uppercase letter C, consisting of four vertical lines.

D

Handwriting practice lines for uppercase letter D, consisting of four vertical lines.

U

Handwriting practice lines for uppercase letter U, consisting of four vertical lines.

V



Handwriting practice lines for uppercase letter V, consisting of four vertical lines.

W

Handwriting practice lines for uppercase letter W, consisting of four vertical lines.

X

Handwriting practice lines for uppercase letter X, consisting of four vertical lines.



Q

Three horizontal lines for handwriting practice.

R

Three horizontal lines for handwriting practice.

S

Three horizontal lines for handwriting practice.

T

Three horizontal lines for handwriting practice.

E

Three horizontal lines for handwriting practice.

F



Three horizontal lines for handwriting practice.

G

Three horizontal lines for handwriting practice.

H

Three horizontal lines for handwriting practice.




H


I

J


K



M



N



O

P



Laura Candler's TpT Store

If you enjoyed the materials in this teaching resources pack, you might also enjoy these ebooks and lessons. You can purchase them from my store on TeachersPayTeachers.com by clicking the links below or by visiting my Teaching Resources website: www.lauracandler.com.



Laura Candler

Classroom Book Clubs

Character Bio Reports

Analyzing Character Traits

Powerful Poetry Combo

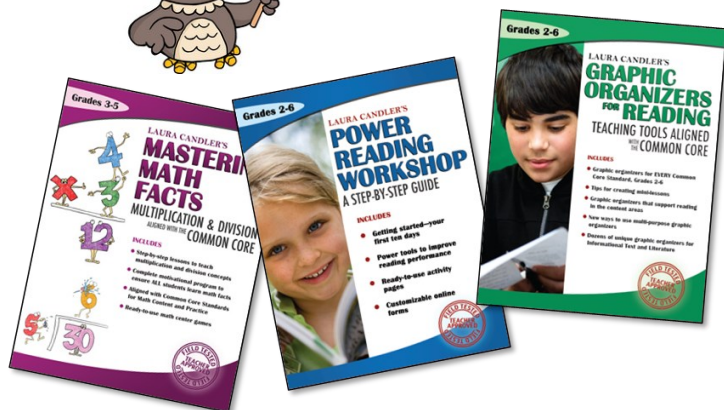
Plural Noun Showdown

Sentence Go Round

Writing Powerful Poetry

Customary Measurement

Conversions



Geometry: Exploring the Basics

Math Stations for Middle Grades (3-8)

Polygon Explorations

Talking Sticks Discussions (CCSS Aligned)

Teaching Multiple Intelligence Theory

Place Value Spinner Games

Fraction Spinner Games

Simplify and Snap Fraction Game

Order of Operations Bingo

Seasonal
Teaching Packs

October

November

December

January

February (Free!)

March

April

