

# Vocabulary Foldable Teacher Directions

1. The first time your students do this activity, use the 2-page Labeled Vocabulary Foldable pattern. Run it off front to back so that the dotted lines fall on each other. After your students know what to do, you can use the Plain Vocabulary Foldable which only takes a single sheet of paper.
2. Have students fold their papers in half the long way and cut on the four dotted lines to form five flaps.
3. Choose 5 vocabulary words to introduce to your students. Have them write one word on the outside of each flap in the top triangle.
4. Use a variety of strategies to teach the words to your students. You can assign each team one word to look up and teach to the class, or you can teach the words yourself. Give examples of definitions and how you use each word in a sentence. You can even have students role play the words or play charades to have them guess each word.
5. After you have introduced each word, give students time to complete the other three sections of the flap. In the bottom triangle, under the word, have them draw a symbol or picture that will help them remember the word. Then have them open the flap and write the definition and a sentence. See examples below.
6. When all the flaps are completed, allow some time for students to share their pictures and sentences with their team or with the class.



## Parts of a Vocabulary Foldable

On Top of Flap:






- Word
- Illustration

Under Flap:

- Sentence
- Definition

## Outside View

## Inside View

<p>Name _____</p> <p>Date _____</p> <p style="writing-mode: vertical-rl; transform: rotate(180deg);"><b>Vocabulary Foldable</b></p>	<p>slither</p> 	<p>The snake <u>slithered</u> across the ground.</p>	<p>To glide or slide along like a reptile</p>
	<p>vehicle</p> 	<p>Five <u>vehicles</u> drove by in two minutes.</p>	<p>Something used to take people or goods from one place to another</p>
	<p>identical</p> 	<p>Are those two girls <u>identical</u> twins?</p>	<p>Exactly alike and equal</p>
	<p>unique</p> 	<p>Every snowflake is different and <u>unique</u>.</p>	<p>Being the only one of its kind</p>
	<p>probability</p> 	<p>The meteorologist said the <u>probability</u> of rain is 30% today.</p>	<p>a number expressing the likelihood that an event will happen; chance</p>