

# LUNAR NEW YEAR


## Literacy Resources



Laura Candler

# Lunar New Year Literacy Resources

by Laura Candler



The Lunar New Year is celebrated throughout Asia in late January or early February based on the lunar cycle. In China, this holiday is known as the Chinese New Year. Although “Chinese New Year” is a more common term outside of Asia, I’ve decided to use “Lunar New Year” in these activities to make them as inclusive as possible. If this wording is confusing to your students, explain that the Chinese New Year is called the Lunar New Year in many parts of the world. You can use these activities in cooperative learning teams, with pairs of students, or in guided reading groups.

## 1. Comparing New Years Venn Diagram

This activity contains fact cards with details about the Lunar and American New Years, and students take turns sorting them onto a Venn Diagram. To prepare your students for this activity, read aloud a nonfiction book such as [Chinese New Year for Kids](#) or [Lunar New Year](#). If you can’t find an appropriate book, have them research facts about the Lunar New Year. Another options is to use the activity BEFORE you read the book and ask your students to guess where the fact cards should be placed. After they finish, read the book aloud or ask them to research facts about the Lunar New Year on their own to check their answers.

Lunar	American
The calendar year is based on the solar (Sun) cycle.	The first day of the new year is always January 1st!
The years are named after 12 different animals.	Everyone in the country turns older on the same day.
Everyone in the country turns older on the same day.	Good pieces are served on Year's Day for good luck.
Good pieces are served on Year's Day for good luck.	People celebrate with parties and fireworks.
People celebrate with parties and fireworks.	People are saying "Gai Lai Yung Seng" at midnight.
People are saying "Gai Lai Yung Seng" at midnight.	People might families pray to the gods for a good year and enjoy a fancy dinner.

## 2. Sam and the Lucky Money Discussion Cards

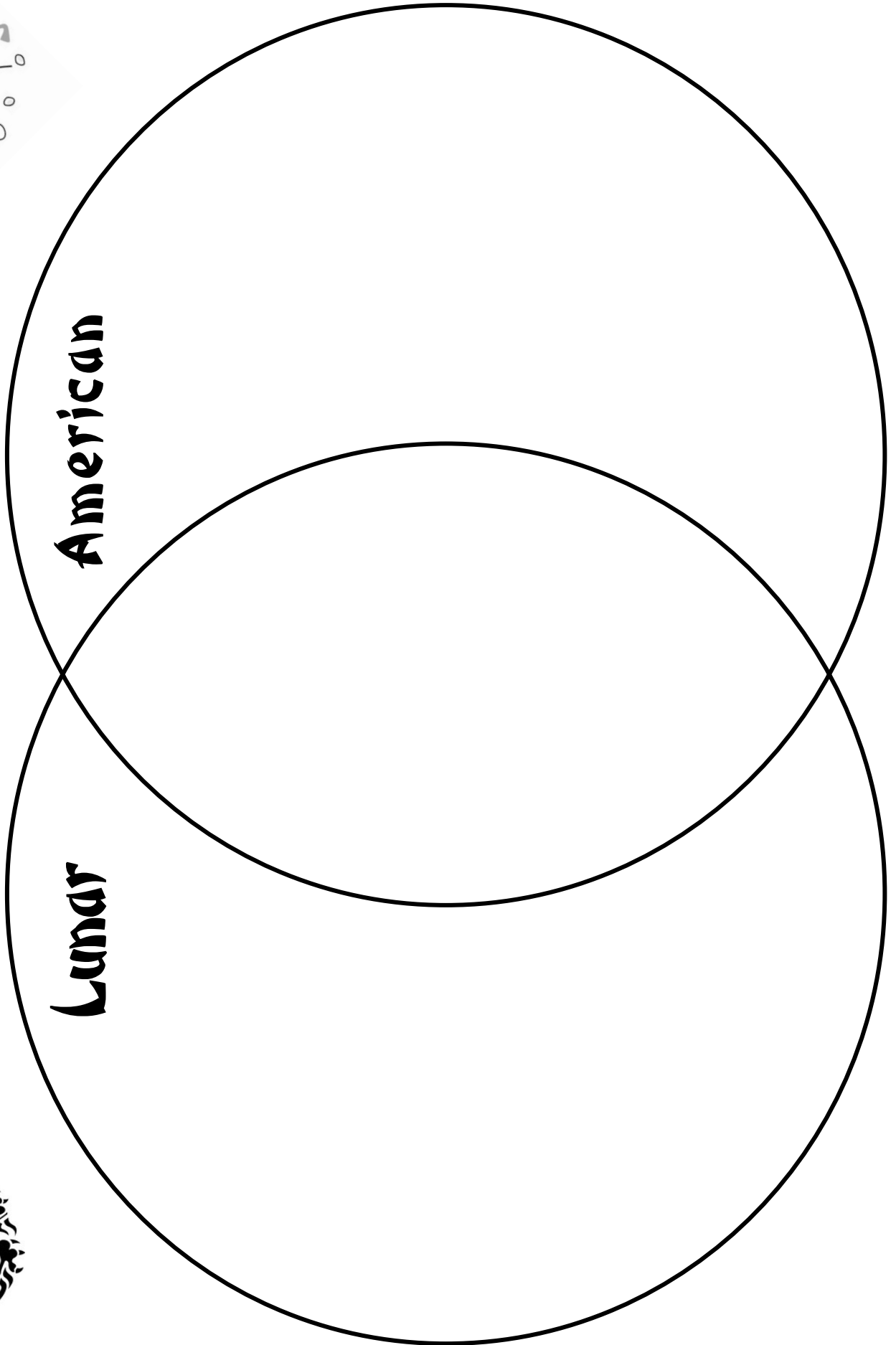
Use these discussion cards after reading [Sam and the Lucky Money](#) aloud to your students. This is a touching story that incorporates a Lunar New year tradition and includes a wonderful message about what it means to be lucky. These cards work great with the **Talking Sticks Discussions** strategy which you can read about [here on my Teaching Resources blog](#).

You can download a full teacher’s guide to Sam and the Lucky Money from the [publisher’s website](#).

Sam and the Lucky Money	
What does the phrase "lucky money" mean?	Why was Sam startled when he bumped into the old man?
How did Sam feel at the toy store? (How his feelings change as he was there?)	What made Sam feel shy in this story?
What character traits describe Sam? Give at least one supporting detail for each trait.	




# Comparing New Years



# Sam and the Lucky Money

## Team Discussion Cards



What does the phrase "lucky money" mean?

Why was Sam startled when he bumped into the old man?

Why don't you think Sam was hungry after he entered the bakery?

How did Sam feel at the toy store? (How did his feelings change while he was there?)

What traditions are often celebrated during the Chinese New Year?

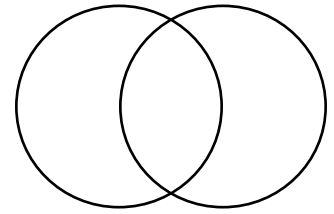
What made Sam feel lucky in this story?

What do you think is the theme or author's message of this story?

What character traits describe Sam? Give at least one supporting detail for each trait.

# Comparing New Years

## American and Lunar New Years Facts



People celebrate with cheering and loud noise.	The calendar year is based on the solar (sun) cycle.
The calendar year is based on the lunar (moon) cycle.	The first day of the new year is always January 1st.
The first day of the new year is different each year.	The years are named after 12 different animals.
People make new year resolutions or promises.	Everyone in the country turns a year older on the same day.
Children receive red envelopes with "good luck" money.	Black-eyed peas are served on New Years Day for good luck.
The new year is started by cleaning house to sweep out bad luck.	People celebrate with parades and fireworks.
People spend time with family and friends.	People sing "Auld Lang Syne" at midnight.
Baby symbolizes new year and new beginnings.	At midnight families pray to ancestors for a good year and then enjoy a fancy dinner.



# Comparing New Years Answer Key

Color Coding:    **American**    **Both**    **Lunar**

People celebrate with cheering and loud noise.	The calendar year is based on the solar (sun) cycle.
The calendar year is based on the lunar (moon) cycle.	The first day of the new year is always January 1st.
The first day of the new year is different each year.	The years are named after 12 different animals.
People make new year resolutions or promises.	Everyone in the country turns a year older on the same day.
Children receive red envelopes with "good luck" money.	Black-eyed peas are served on New Years Day for good luck.
The new year is started by cleaning house to sweep out bad luck.	People celebrate with parades and fireworks.
People spend time with family and friends.	People sing "Auld Lang Syne" at midnight.
Baby symbolizes new year and new beginnings.	At midnight families pray to ancestors for a good year and then enjoy a fancy dinner.

## Monthly Seasonal Activity Packs

Click each cover below to find the item in [my TeachersPayTeachers store](https://www.teacherspayteachers.com/Store/Laura-Candler).



## More Terrific Teaching Resources from Laura Candler



I hope you enjoy this freebie! Because this resource is free, you may share it with others as long as you keep the packet intact with the copyright visible on each page. Also, you may not upload it to your own site or store as a free or paid product, and you may not include it as a part of another resource. To share this freebie with others, please link to it on my website, [LauraCandler.com](http://LauraCandler.com), or in [my TpT store](https://www.teacherspayteachers.com/Store/Laura-Candler). Thanks! ~ Laura Candler

Website & Blog: [www.lauracandler.com](http://www.lauracandler.com)

Pinterest: [www.pinterest.com/lauracandler](https://www.pinterest.com/lauracandler)

Facebook: [www.facebook.com/teachingresources](https://www.facebook.com/teachingresources)

TpT Store: [www.teacherspayteachers.com/Store/Laura-Candler](https://www.teacherspayteachers.com/Store/Laura-Candler)

Candler's Classroom Connections Freebies: [www.lauracandler.com/signup](http://www.lauracandler.com/signup)

