


Free!

Digital & Printable

Wordle Wiz



Type Guesses Below

Letters Guessed Correctly


--	--	--	--	--

Drag and Drop Letters

A B C D E F G H I
J K L M N O P Q R
S T U V W X Y Z

Correct Letters – Wrong Spot

Letters Not in Word



Wordle Wiz

Laura Candler's Teaching Resources - www.lauracandler.com

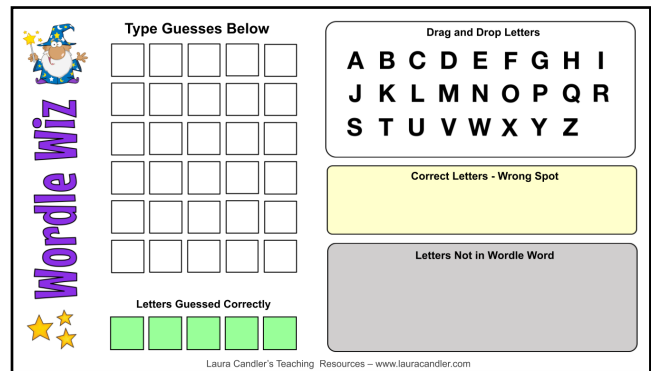
Kid-friendly
Wordle
Word Game



Wordle Wiz


Digital & Printable Game

Laura Candler



Wordle Wiz is a classroom adaptation of the free online word game called Wordle that was created by Josh Wardle. The game has only been available for a few months, but it's so easy and fun to play that it's already become wildly popular. I just started playing a few days ago, and I was addicted within minutes. The first time I played it, I knew it would be a wonderful classroom game, although it would need a few tweaks to make it work with children. This teacher's guide includes both printable and digital versions of Wordle Wiz, along with the additional resources you'll need to play the game.

In order to understand Wordle Wiz, you need to know how the real online Wordle game works. The object of the game to guess a hidden 5-letter word in no more than 6 tries. Each time you guess a word, the letters are color-coded to give you clues about the hidden word. Green letters are in the word and in the right location. Yellow letters are in the word but in the wrong location. Gray letters are not in the word at all.



In the example on the right, it took me three tries to guess the hidden word. From my first two guesses, I learned that "t" was in the word but not in that spot, and that "o" and "l" were in the second and third spots. I was also able to eliminate the letters in gray. After reviewing all the remaining letters, I guessed "point" on my third attempt which turned out to be the hidden word.

If you haven't played Wordle, you should play it before reading the directions for the classroom game that begin on the next page. Just click over to the [Wordle website](https://www.powerlanguage.co.uk/wordle/), review the game directions, and give it a try! Don't worry if you don't guess the hidden word the first time you play. Even though the rules are simple, some words are trickier than others to guess. Unfortunately, if you don't guess the word, you'll have to wait until tomorrow for the next chance to guess a word. There's only one new word each day, and everyone who is playing the game is trying to guess the same word.

What's Included in this Freebie

Teaching Tips and Suggestions.....	2-5
Wordle Wiz Printable Gameboard.....	6, 7
Wordle Wiz Directions for Group Play.....	8
Wordle Wiz Directions for 2 Players.....	9
Secret Word Recording Slips.....	10
Uppercase Letter Tiles.....	11
Lowercase Letter Tiles.....	12
Level 1 Wordle Word List.....	13
Level 2 Wordle Word List.....	14



Teaching Tips and Suggestions

How to Use Wordle Wiz in the Classroom

Wordle Wiz is similar to the online game, but it has a few important differences. The classroom version does not use the official Wordle word of the day, nor is it played online using the Wordle website. Instead, a printable or digital gameboard is used to simulate the online game. In the classroom version, the player who chooses the secret word is the Wordle Wizard and the other players are the Wordle Seekers. In most cases, especially at first, the teacher will be the Wordle Wizard and the students will be the Wordle Seekers. Another difference is that Wordle Wiz comes with uppercase and lowercase letter tiles, so you can choose the style that's best for your students.


Wordle Wiz is designed to be played in a whole class or small group setting because this is the most effective way to use the game as a teaching tool. No matter which version you play, printable or digital, your students will benefit the most if you or another adult is actively involved in playing the game and discussing strategies for making effective guesses. After several weeks of whole class or small group play, older students who understand the game may be able to play with a partner.

Choosing Words for Wordle Wiz

As the leader of each game, it will be your job to choose a 5-letter secret word for each round of play. This task can be more difficult than it might seem because some words are much easier to guess than others. Words that use common consonants and vowels are easier to guess than words that use uncommon letters. It's also easier to guess words that have 5 unique letters than words that have duplicate letters.

You can choose any 5-letter word you think is appropriate, but if you need help, refer to the lists on pages 13 and 14. To edit these lists, copy the editable Google Slides versions to your Google drive. Then go to View → Theme Builder and make changes on the master slide.

You'll find this task to be easier if you choose 5 to 10 words in advance and record them on the Secret Wordle Wiz Word slips. Just be sure to keep your secret words hidden from inquisitive students!

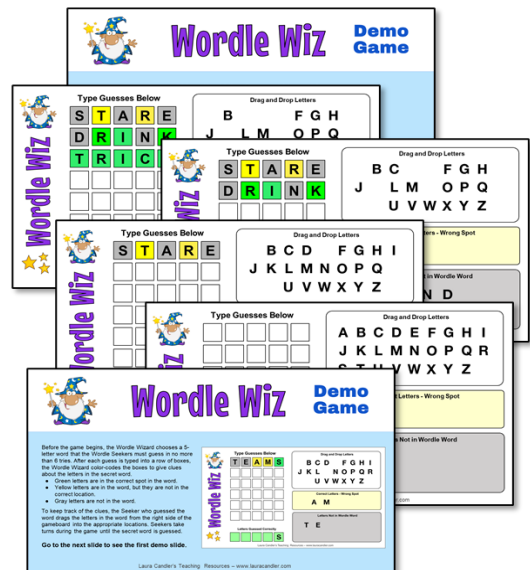


Introducing Wordle Wiz to Students

If you have a Google account and can display Google Slides for the class, the easiest way to introduce the game is to use the [Wordle Wiz Demo Game](#), even if you plan to use the printable version with them later.

The Demo Game must be viewed in Edit mode because you'll need to uncover the content on each slide as you get to it. To keep your students from seeing the upcoming slides, you may want to hide the thumbnail images in the sidebar. To do this, go to the View menu and uncheck the Show Filmstrip option.

The first slide explains the rules, and the remaining slides show how the gameboard might look in a sample game after each guess is made. To keep your students engaged in the demo lesson, ask them to predict what will happen after each guess is made before you reveal the answer.




How to Access the Digital Resources

The digital version of the game is the best option when playing the game in a whole group setting. It's ready to use right away, and there's nothing to print, laminate, or cut out.

Log in to your school Google account and create a Wordle Wiz Game folder. Then click the blue hyperlinked titles below to access the Google Slides. When prompted to make a copy, open each document, remove the words "Copy of" from the title and then move it into your Wordle Wiz folder.



- [Wordle Wiz Game](#)
- [Wordle Wiz Demo Game](#)
- [Drag and Drop Letters](#)
- [Secret Wordle Wiz Word Slides](#)
- [Editable Wordle Wiz Word Lists](#)
- [Wordle Wiz Game \(Lowercase\)](#)
- [Wordle Wiz Demo Game \(Lowercase\)](#)
- [Drag and Drop Letters \(Lowercase\)](#)



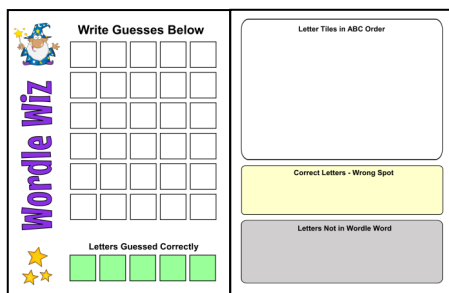
Tip: To reset the gameboard after each game, go to **File - Version History - See Version History**. Select a previous version that shows the gameboard as it was before you started the game, and click the button that says "**Restore this version**." To make it easy to do this in the future, rename the original version "New Game" and you'll always be able to find the right version.

How to Prepare the Printable Game

If you decide to use the printable version of the game, you only need to print one copy of the materials because it's designed to be played in a teacher-directed whole group or small group lesson. Print a copy of both halves of the gameboard, one copy of the directions, and one copy of the page of letter tiles. The secret word slips are optional. They're intended as a place for the Wordle Wizard to record the secret word, but the word can just be jotted down on paper.

Because the players record their guesses directly on the gameboard, you'll need to laminate it or place each half in a plastic sleeve. You'll also need a set of dry erase markers, preferably one that includes black, green, and yellow markers. Cut apart the letter tiles and arrange them in alphabetical order on the right side of the gameboard.

To play a class game, place the gameboard under a document camera and display it for everyone to see.




How to Foster Active Engagement

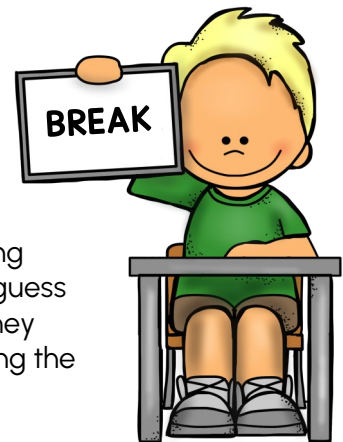
Wordle Wiz is designed to be played as a class game, which means that extra steps need to be taken to ensure that ALL students are actively engaged in the lesson. The strategies listed below are just a few of the ways to boost engagement. If your students play Wordle Wiz once a day using these strategies, their critical thinking skills will improve dramatically!

1. **Assign Wordle Wiz Buddies** - Before you begin each game, ask your students to pair up with a partner or assign Wordle Wiz Buddies. If you assign partners, allow them to keep the same partner for several days. If they choose partner, they should pick a different partner each day.

2. **Use Wordle Wiz Demo to Introduce Game** - Allow at least 30 minutes for the introductory lesson, and plan to play several games during that time. Use the Google Slides Wordle Wiz Demo to introduce the game, even if you're planning to use the printable version of the game later. The demo shows how the gameboard would look during a sample game after each guess is made. To keep your students engaged in the demonstration, have them turn to their partner several times during the activity and predict what will happen next. If you want to hide the thumbnail images on the side so your students can't see what's next, click **View** in the toolbar and remove the checkmark next to the words **Show Filmstrip**. After you show the demo, play several games in a row to make sure everyone understands the rules.



3. **Record Guesses on Dry Erase Boards** - Give each student or pair of students a dry erase board and a marker or an electronic tablet. During each round of play, ask your students to write the word they want to guess on their board. Say "Show Me!" and ask everyone to show you what they have written. This allows you to see how your students are approaching the task of choosing the next word, information that will help guide your discussions during the game.



4. **Provide Letter Tiles for All Students** - Give each student a page of tiles to cut apart and use during the game, or have them use the Drag and Drop digital letters shown on the right. If you use Google Classroom to send the link to your students in an assignment, be sure to change the settings to "Make a copy for each student." If they open the document on a tablet, they'll need to double-tap the slide to enter Edit mode.



5. **Encourage Strategy Discussions** - Encourage your students to discuss their guesses with their partners throughout the game. When you choose students to come to the front of the class and make a guess, ask them to explain why they and their partner chose the word. If they can't explain why, choose a different student who can justify their guess. After the class plays a few games, lead a class discussion to share the strategies they are using. Ask them which types of words make the best starting guesses? Which types of words might you want to guess for the second word? Does your second guess depend on what you learn from the first guess?

6. **Start the Day with Wordle Wiz** - A great time to play is first thing in the morning which will get everyone's day off to a great start! After the initial lesson, only play the game once a day, even if your students beg to play it again and again. The original Wordle game posts only one word each day which keeps everyone eagerly waiting for the next word. Of course, since you're the Wordle Wizard, you can occasionally break the rules and play again later in the day or use Wordle Wiz as a class reward!



Write Guesses Below

Wordle Wiz

Letters Guessed Correctly



--	--	--	--	--

Letter Tiles in ABC Order

Correct Letters - Wrong Spot

Letters Not in Wordle Word




Wordle Wiz

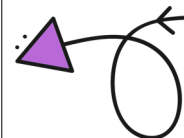
Directions for Group Game

1. One player is the Wordle Wizard and the other players are the Wordle Seekers. The Wizard secretly chooses a 5-letter word, and the Seekers must guess the word in no more than 6 tries.
2. The first Seeker makes a guess by writing a 5-letter word into the top row of boxes on the gameboard.
3. The Wizard compares the guess to the secret word to see which letters were guessed correctly. Then the Wizard colors the boxes as follows:
 - Green - Letters that are guessed correctly.
 - Yellow - Letters that are in the word but not in the right location.
 - Gray - Letters that are not in the secret word.
4. The Seeker uses the letter tiles to keep track of the clues learned from each guess. To do this, the Seeker moves the letters that were in the word into the green, yellow, and gray areas of the gameboard.
5. The next Seeker writes a new a 5-letter word into the second row of boxes, the Wizard color-codes the boxes, and the Seeker moves the letters into the green, yellow, and gray areas of the gameboard.
6. This process is repeated until one of the Seekers guesses the secret word or until all six guesses are used. If the secret word is not guessed, the Wizard reveals the word at the end of the game.

Before you begin, place both halves of the game board next to each other.



 Wordle Wizards	Write Guesses Below <small>To make each guess, write a 5-letter word into one row of boxes. The Wordle Wizard will mark the letters to show you which ones are in the word and in the correct spot.</small>	Letter Tiles in ABC Order
	<input type="text"/> <input type="text"/> <input type="text"/> <input type="text"/> <input type="text"/>	A B C D E F G
	<input type="text"/> <input type="text"/> <input type="text"/> <input type="text"/> <input type="text"/>	H I J K L M N
	<input type="text"/> <input type="text"/> <input type="text"/> <input type="text"/> <input type="text"/>	O P Q R S T U
	<input type="text"/> <input type="text"/> <input type="text"/> <input type="text"/> <input type="text"/>	V W X Y Z
	<input type="text"/> <input type="text"/> <input type="text"/> <input type="text"/> <input type="text"/>	Correct Letters - Wrong Spot
Letters Guessed Correctly	Letters Not in Wordle Word	
<input type="checkbox"/> <input type="checkbox"/> <input type="checkbox"/> <input type="checkbox"/> <input type="checkbox"/>		



Then cut apart the letter tiles and place them in alphabetical order here.




Wordle Wiz

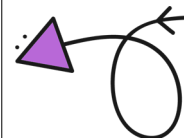
Directions for 2-Player Game

1. One player is the Wordle Wizard and the other is the Wordle Seeker. The Wizard secretly chooses a 5-letter word, and the Seeker must guess the word in no more than 6 tries.
2. To begin the game, the Seeker makes a guess by writing a 5-letter word into the top row of boxes on the gameboard.
3. The Wizard compares the guess to the secret word to see which letters were guessed correctly. Then the Wizard colors the boxes as follows:
 - Green - Letters that are guessed correctly.
 - Yellow - Letters that are in the word but not in the right location.
 - Gray - Letters that are not in the secret word.
4. The Seeker uses the letter tiles to keep track of the clues learned from each guess. To do this, the Seeker moves the letters that were in the word into the green, yellow, and gray areas of the gameboard.
5. The Seeker then writes a new a 5-letter word into the second row of boxes, the Wizard color-codes the boxes, and the Seeker moves the letters into the green, yellow, and gray areas of the gameboard.
6. This process is repeated until the Seekers guesses the secret word or until all six guesses are used. If the secret word is not guessed, the Wizard reveals the word at the end of the game.

Before you begin, place both halves of the game board next to each other.



 Wordle Wizards	Write Guesses Below <small>To make each guess, write a 5-letter word into one row of boxes. The Wordle Wizard will mark the letters to show you which ones are in the word and in the correct spot.</small>	Letter Tiles in ABC Order
	<input type="text"/> <input type="text"/> <input type="text"/> <input type="text"/> <input type="text"/>	A B C D E F G
	<input type="text"/> <input type="text"/> <input type="text"/> <input type="text"/> <input type="text"/>	H I J K L M N
	<input type="text"/> <input type="text"/> <input type="text"/> <input type="text"/> <input type="text"/>	O P Q R S T U
	<input type="text"/> <input type="text"/> <input type="text"/> <input type="text"/> <input type="text"/>	V W X Y Z
	<input type="text"/> <input type="text"/> <input type="text"/> <input type="text"/> <input type="text"/>	Correct Letters - Wrong Spot
Letters Guessed Correctly	Letters Not in Wordle Word	
<input type="checkbox"/> <input type="checkbox"/> <input type="checkbox"/> <input type="checkbox"/> <input type="checkbox"/>	<input type="checkbox"/> <input type="checkbox"/> <input type="checkbox"/> <input type="checkbox"/> <input type="checkbox"/>	



Then cut apart the letter tiles and place them in alphabetical order here.



Secret Wordle Wiz Word

--	--	--	--	--



Secret Wordle Wiz Word

--	--	--	--	--



Secret Wordle Wiz Word

--	--	--	--	--



Secret Wordle Wiz Word

--	--	--	--	--



Secret Wordle Wiz Word

--	--	--	--	--

Uppercase Letter Tiles

A	B	C	D	E	F	G
H	I	J	K	L	M	N
O	P	Q	R	S	T	U
V	W	X	Y	Z		

Uppercase Letter Tiles

A	B	C	D	E	F	G
H	I	J	K	L	M	N
O	P	Q	R	S	T	U
V	W	X	Y	Z		

Lowercase Letter Tiles

a	b	c	d	e	f	g
h	i	j	k	l	m	n
o	p	q	r	s	t	u
v	w	x	y	z		

Lowercase Letter Tiles

a	b	c	d	e	f	g
h	i	j	k	l	m	n
o	p	q	r	s	t	u
v	w	x	y	z		



Level 1 Wordle Wiz Words

This list includes kid-friendly 5-letter words that should be fairly easy for children to guess. These words have commonly-used letters, and none of these words have duplicate letters.


alive	close	grape	party	smart
bacon	coast	great	paste	smile
beach	court	green	peach	solid
beads	cover	hatch	pears	sound
bench	cream	heart	phone	south
black	crime	horse	pilot	space
blind	crowd	hotel	pitch	sport
block	crown	house	place	stage
board	dance	image	plain	steam
brain	drain	knife	plane	stone
bread	dream	large	plant	store
break	drink	laugh	plate	straw
bring	drive	light	point	swing
brown	earth	march	pound	table
build	eight	match	price	teams
camel	field	metal	pride	thing
cause	fight	might	proud	think
chain	final	money	right	track
chair	first	month	round	trade
charm	force	music	score	train
chase	frame	night	shape	watch
chest	fresh	noise	share	water
child	front	north	shirt	whale
claim	fruit	nurse	short	which
clean	giant	other	sight	witch
clear	grand	paint	slide	woman



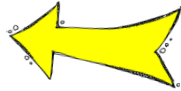
Level 2 Wordle Wiz Words

This list includes words that may be more difficult to guess. Some words might be unfamiliar to children, while others have letters that aren't commonly used or they include duplicate letters.

above	desks	happy	quiet	style
acute	doors	heavy	quite	super
adopt	doubt	hello	rapid	sweet
agree	drama	hiker	ready	taste
alive	dress	index	reply	tenth
alone	drill	joint	right	there
angry	early	judge	risky	tight
apple	empty	leave	river	total
avoid	enemy	level	royal	touch
award	enjoy	light	sense	towel
aware	equal	loose	sharp	tower
awful	event	lucky	sheep	uncle
basic	exact	magic	sheet	value
black	extra	other	shoes	video
brave	faint	outer	silly	visit
brown	fairy	paper	sixth	voice
cheap	false	peace	skill	waste
chief	fifth	phase	sleep	where
class	floor	phone	small	which
climb	focus	pitch	sorry	whole
clock	fudge	press	speed	world
coach	funny	prime	squad	wrong
crazy	glass	prize	start	yells
cross	grass	quack	state	young
cycle	green	queen	steel	youth
daily	guess	quick	study	zebra





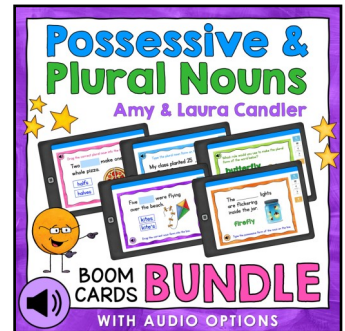


If your students love playing Wordle Wiz, they'll also love **Seek & Spell Challenge**, my weekly word work program. In this activity, students attempt to find the mystery word in a set of scrambled letters. While they work, they record as many other words as they can find. The **Seek & Spell Word Work Bundle** includes 48 printable and digital mystery word activities, a teacher's guide with practice lessons, and mystery word editable templates.



[Click here to find it in my TpT store.](#)

More Terrific Teaching Resources!

Click each cover image to find these products in my TpT store.



I hope you enjoy this freebie! Because this resource is free, you may share it with others as long as you keep the packet intact with the copyright visible on each page. Also, you may not upload it to your own site or store as a free or paid product, and you may not include it as a part of another resource. Thanks for understanding! ~ Laura Candler



For more teaching resources, sign up for [Candler's Classroom Connections](#). I'll send you teaching tips, articles, and freebies directly to your inbox. Subscribers get access to *Laura's Best Freebies*, a private page on my site with dozens of my best free resources.

Where to Find Wordle Letter Tiles

I'd like to credit my daughter Wendy with the creation of the Wordle Wiz letter tiles used in both the digital and printable versions of this game. If you'd like to use colored letter tiles instead of the black and white ones in this packet, you can grab them for free from Wendy's Digital Classroom Clipart store. [Click here to find them on TpT.](#)

