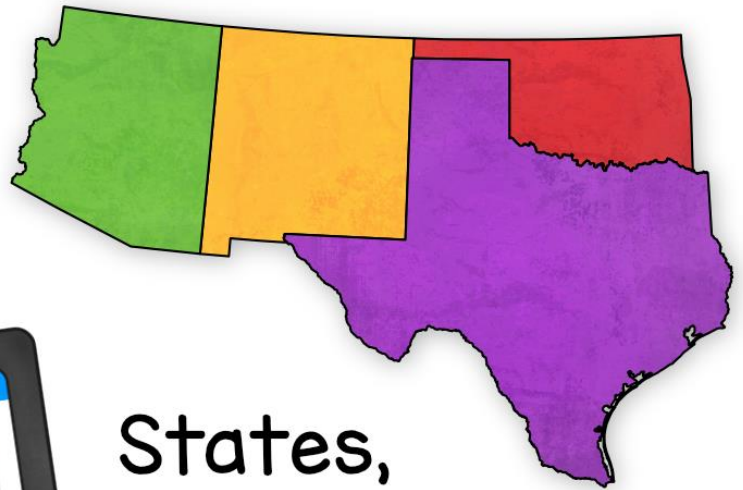


Southwest States Review

Boom
Cards



States,
Capitals &
Abbreviations

Amy & Laura
Candler



WITH AUDIO DIRECTIONS

Laura Candler's Teaching Resources

How to Access Your Boom Cards

Thanks for downloading this freebie! Boom Cards are interactive, digital task cards that are hosted on the [Boom Learning](https://www.boomlearning.com/) platform. You can assign them from the Boom website or by using Google Classroom and other learning management systems like Seesaw, Canvas, Schoology, and Moodle.

There are two versions of the Southwest Review Boom Cards freebie, one with audio and one without audio. The decks are similar, but the cards in the audio deck include a sound icon in the upper corner that students can click if they want to hear the words on the card read aloud.

Decide whether you want to add one or both decks to your Boom Cards Library and click the corresponding covers on the right. If you have an existing account, you'll be asked to log in and those decks will be added to your Library. If you don't have a Boom account, please read the information on page 5 before you click the cover links.

Click below for the deck **WITH AUDIO**.

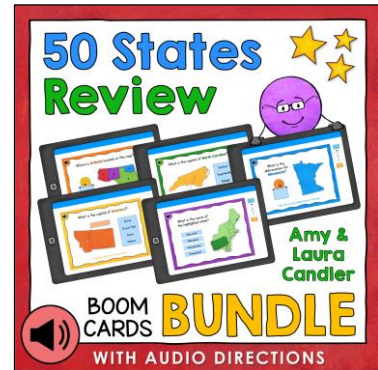


Click below for the deck **WITHOUT AUDIO**.



50 States Review Bundle

- ✓ Southwest States Review Boom Cards is a free sample of the products in the [50 States Review Boom Cards Bundle](#). Each set offers a fun way for students to practice the locations, abbreviations, and capital cities of the states in that region.
- ✓ The tasks use a wide variety of response types to make the cards more engaging, include fill in the blank, drag and drop, and multiple choice.
- ✓ Each product in the bundle includes a version with audio directions and one without audio.
- ✓ This Southwest Review Boom Cards freebie only has 14 cards because there are only four states in the Southwest region. However, the other regions have 11 or 12 states each, so they all have at least 35 cards per set.



Look for the 50 States Review Boom Cards Bundle in my TpT Store!

More Information about the Boom Learning Platform

- ✓ You must have a Boom Learning account to use Boom Cards. Both free and paid accounts are available. If you don't already have an account, when you click the [link to access this freebie](#), you'll be offered a free trial of their premium account. When the free trial ends, you can upgrade to the premium account or stay with their free plan. [Click here to learn more about pricing and features](#).
- ✓ Boom Cards are not printable. To use them, you must be connected to the Internet. Boom Cards play on modern browsers such as Chrome, Safari, and Microsoft Edge. Apps are available for Android, iPads, iPhones, and Kindle Fires.
- ✓ No matter which type of account you have, you can assign Boom Cards to your students using the FastPlay option. However, if you want to view student data and track student performance, you will need a premium account.
- ✓ If you use Google Classroom and have a premium Boom Learning account, you can import your Google class roster to easily create individual student accounts.

Southwest States Boom Cards Thumbnail Images

The thumbnail images below are provided as a reference for the teacher, and this page is not intended for student use. Follow the directions on page 2 to add these cards to your library.

Southwest States Review



How well do you know the locations, capitals, and abbreviations of the states of the southwest?

Complete the tasks on these Boom Cards to find out!

Click **NEXT** to begin.

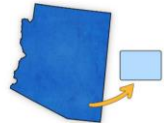
Quick Review

State abbreviations are written as two capital letters without any punctuation.

Correct: **AB** Incorrect: **Ab**, **ab**, **AB.**

Note: Answers submitted incorrectly will be counted wrong despite having the correct choice of letters.


What is the abbreviation for **Arizona**?



AZ
AR
AN
AO

Drag the correct abbreviation into the box.


What is the abbreviation for **Oklahoma**?



OL
OH
OK
OM


Drag the correct abbreviation into the box.

What is the abbreviation for **Texas**?



Type the correct abbreviation in the box.

What is the abbreviation for **New Mexico**?



Type the correct abbreviation in the box.

Where is **Arizona** located on this map?



Enter its location number in the blue box.

Where is **Texas** located on this map?



Enter its location number in the blue box.

What is the name of the highlighted state?




Oklahoma
New Mexico
Arizona

What is the name of the highlighted state?



Oklahoma
Texas
New Mexico

What is the capital of **Oklahoma**?



Houston
Tulsa
Oklahoma City
Santa Fe


Drag the capital city into the box.

Where is **Texas** located on this map?



Enter its location number in the blue box.

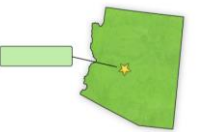
What is the capital of **New Mexico**?



Santa Fe
Tulsa
Roswell
Albuquerque



Drag the capital city into the box.

What is the capital of **Arizona**?

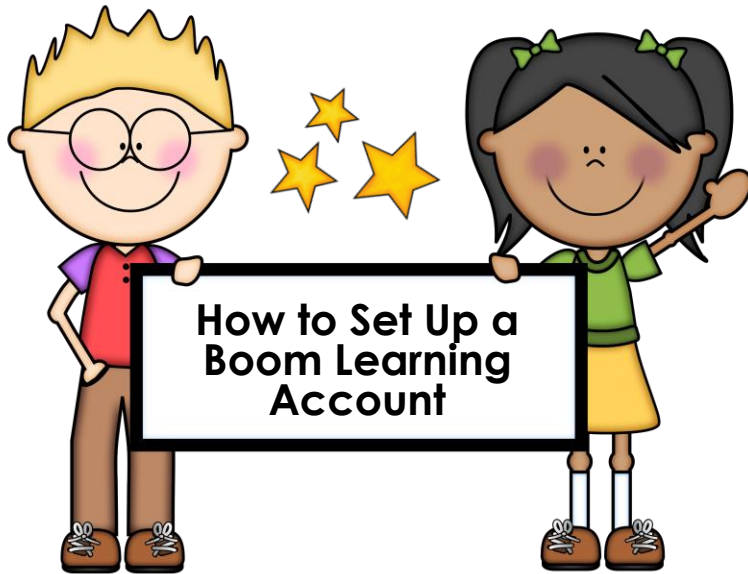


Santa Fe
Phoenix
Flagstaff
Tucson

Drag the capital city into the box.



New to Boom Learning?



The first time you redeem a TpT Boom Cards purchase, you'll be offered a 90-day free trial of a Boom Learning account. At the end of that time, you can downgrade to a totally free account or you can purchase a premium plan for as little as \$15 a year. [Click here](#) to learn how to set up your new account.

How to Get Started with Boom Cards Free Video

An easy way to learn more about getting started with Boom Cards is to watch my Intro to Boom Cards video. [You can find it here in my TpT store.](#) Boom Learning also has terrific tutorials designed to help you master the platform.



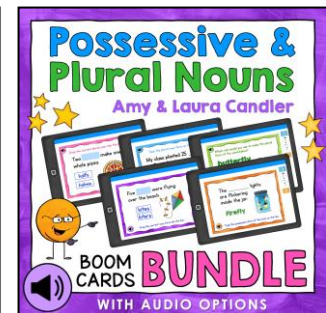
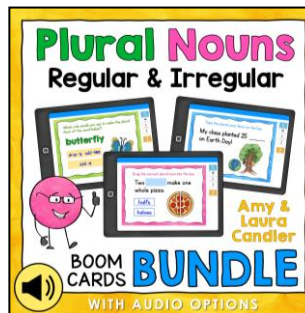



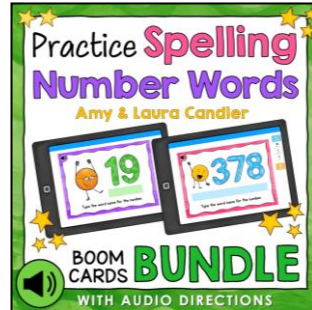
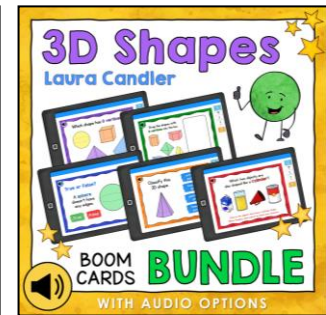

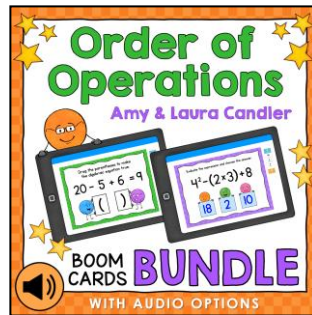
Intro to Boom Cards Video

Interactive, digital, self-checking, task cards that make learning fun!

Laura Candler's Teaching Resources 

Boom Card Bundles from Amy and Laura Candler

Click the cover images to preview these bundles on TpT!



Boom Cards are protected by copyright. Purchasing a single license grants permission to use this resource with the students in your classroom only. If you would like to share this product with others, please purchase additional licenses from my TpT store. Thanks for respecting our intellectual property rights! ~ Laura and Amy Candler

